

General Series SLA Battery

General Series

General Series Valve Regulated Lead Acid batteries are designed with AGM (Absorbent Glass Mat) technology, high performance plates and electrolyte to gain extra power output for common power backup system applications widely used in the field of UPS, Emergency Lighting System.

Application

- Alarm System
- Cable Television
- Communication Equipment
- Control Equipment
- Security System
- Medical Equipment
- UPS
- Power tools
- Emergency Power System
- Toys

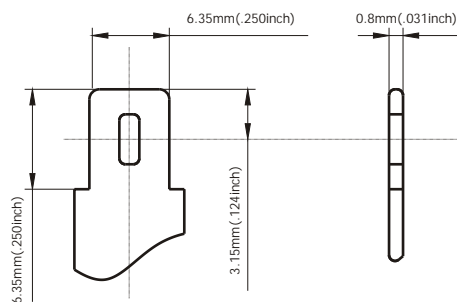


General Features

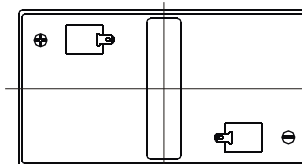
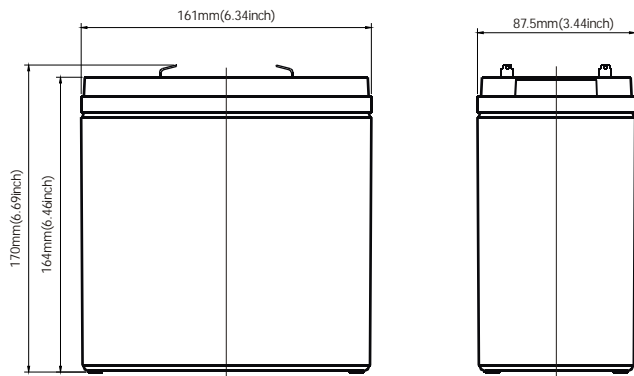
- Sealed and maintenance free operation.
- Non-Spillable construction design.
- ABS containers and covers(UL94HB, UL94V-0) optional.
- Safety valve installation for explosion proof.
- High quality and high reliability.
- Exceptional deep discharge recovery performance.
- Low self discharge characteristic.
- Flexibility design for multiple install positions.

Construction

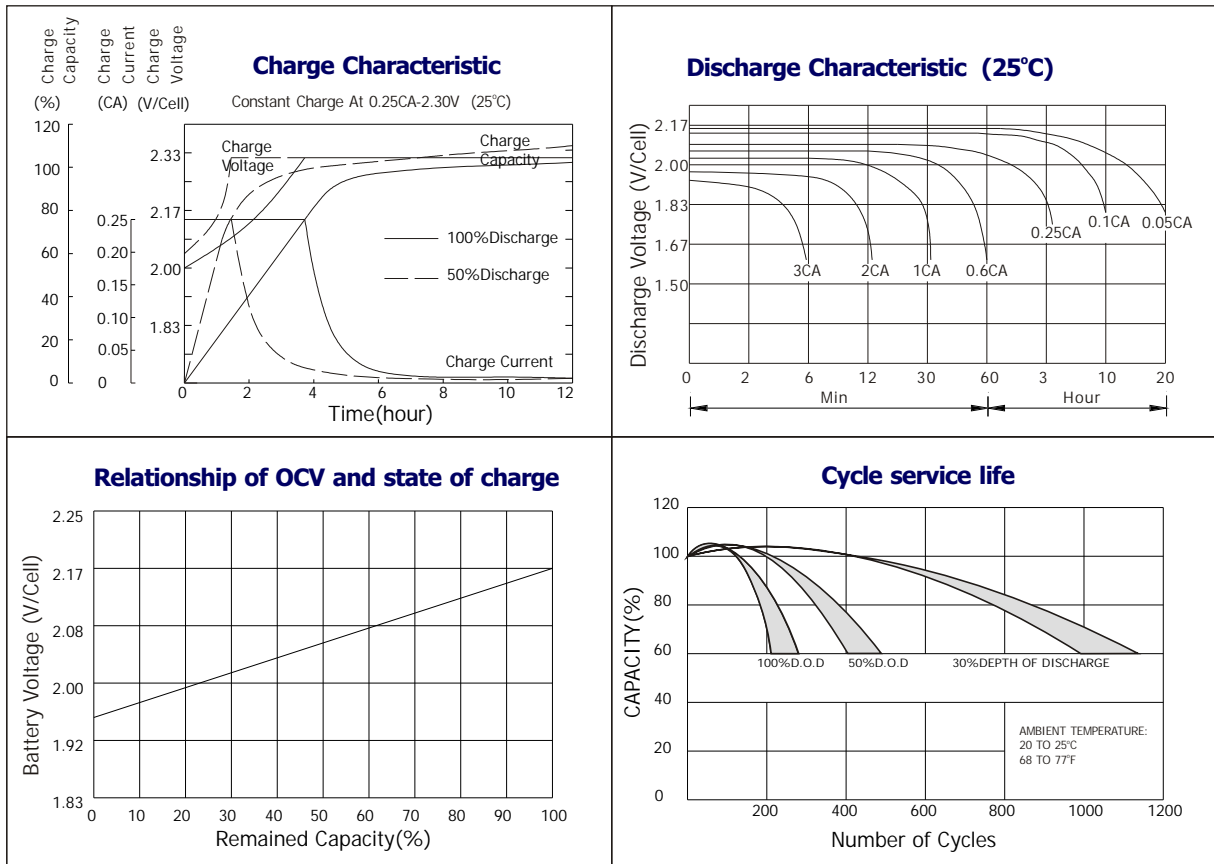
- ComponentRaw material
- PositiveLead dioxide
- NegativeLead
- ContainerABS
- CoverABS
- SealantEpoxy Resin
- Safety valveEPDR
- TerminalCopper
- SeparatorFiber glass
- ElectrolyteSulfuric acid



Terminal Dimensions



Battery Model	GB6-42			
Designed Floating Life	8 Years			
Capacity(25°C)	20HR(2.2A,1.75V)	10HR(4.2A,1.75V)	5HR(7.14A,1.75V)	1HR(27A,1.75V)
	44AH	42AH	35.7AH	27AH
Dimensions	Length	Width	Height	Total Height
	161mm(6.34inch)	87.5mm(3.44inch)	164mm(6.46inch)	170mm(6.69inch)
Approx. Weight	6.6Kg (14.55 lbs)			
Internal Resistance	Full charged at 25°C: 0.006 Ohm			
Self Discharge	3% of capacity declined per month at (25°C)			
Capacity Affected by Temp.(20HR)	40°C	25°C	0°C	-15°C
	102%	100%	85%	65%
Charge Voltage(25°C)	Cycle use		Float use	
	7.2-7.5V(-15mV/ °C), max. Current: 10.5A		6.8-6.9V(-10mV/ °C)	



Constant current discharge ratings-amperes at 25°C

F. V/Time	5MIN	10MIN	15MIN	30MIN	1HR	3HR	5HR	10HR	20HR
1.60V	147	101	73.5	44.1	27.7	11.5	8.01	4.45	2.21
1.67V	132	92.0	71.4	42.8	27.7	11.4	7.95	4.39	2.21
1.70V	126	88.6	68.9	42.0	27.6	11.4	7.95	4.35	2.21
1.75V	112	81.9	65.1	41.2	27.3	11.3	7.88	4.28	2.20
1.80V	101	76.0	62.2	39.9	27.0	11.3	7.82	4.20	2.12
1.85V	76.4	62.6	53.8	36.7	26.7	11.3	7.75	4.06	2.04

Constant power discharge ratings-watts at 25°C

F. V/Time	5MIN	10MIN	15MIN	30MIN	1HR	3HR	5HR	10HR	20HR
1.60V	242	167	130	83.2	54.6	22.0	15.3	8.91	4.43
1.67V	230	165	129	81.5	52.8	22.0	15.3	8.77	4.41
1.70V	215	161	127	79.4	51.4	22.0	15.3	8.71	4.41
1.75V	200	150	119	77.3	50.9	21.7	15.2	8.56	4.39
1.80V	179	140	112	75.2	50.1	21.4	14.9	8.41	4.24
1.85V	144	116	97.9	68.9	49.6	21.3	14.7	8.26	4.14

