

General Series SLA Battery

General Series

General Series Valve Regulated Lead Acid batteries are designed with AGM (Absorbent Glass Mat) technology, high performance plates and electrolyte to gain extra power output for common power backup system applications widely used in the field of UPS, Emergency Lighting System.

Application

- Alarm System
- Cable Television
- Communication Equipment
- Control Equipment
- Security System
- Medical Equipment
- UPS
- Power tools
- Emergency Power System
- Toys

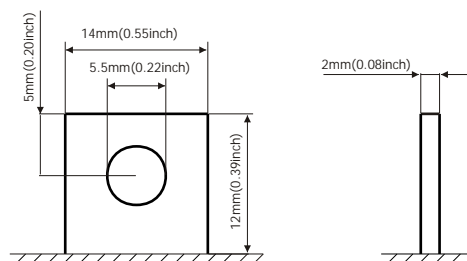


General Features

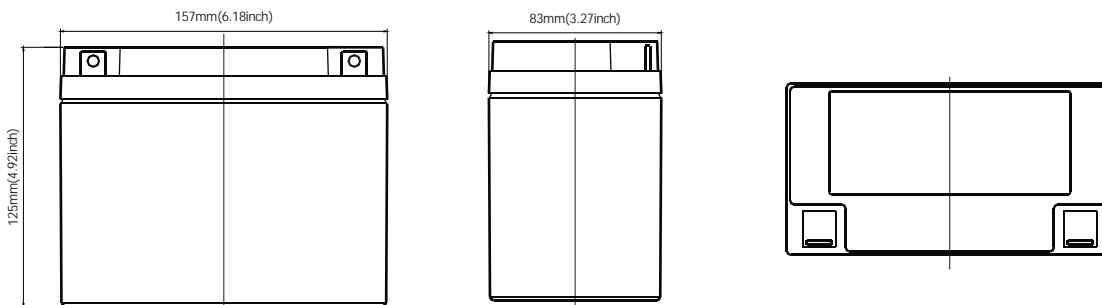
- Sealed and maintenance free operation.
- Non-Spillable construction design.
- ABS containers and covers(UL94HB, UL94V-0) optional.
- Safety valve installation for explosion proof.
- High quality and high reliability.
- Exceptional deep discharge recovery performance.
- Low self discharge characteristic.
- Flexibility design for multiple install positions.

Construction

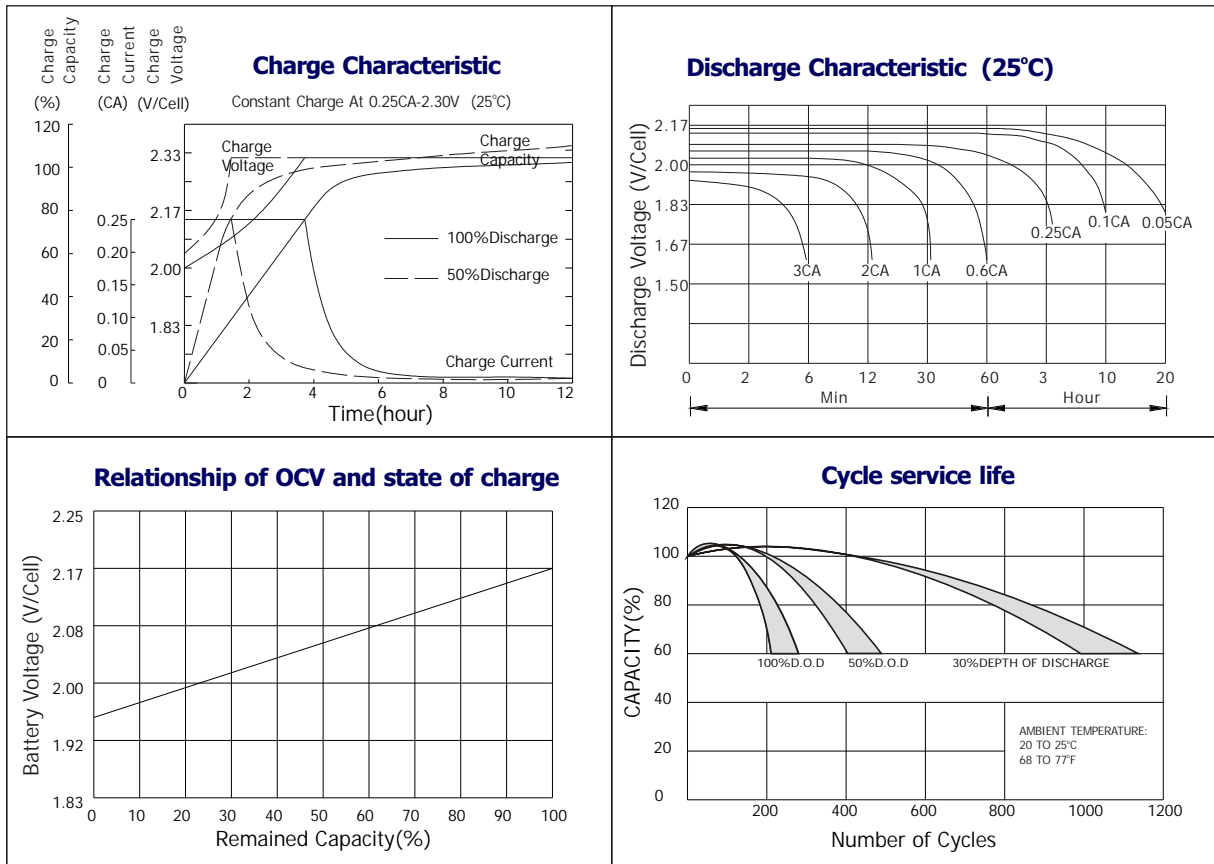
- ComponentRaw material
- PositiveLead dioxide
- NegativeLead
- ContainerABS
- CoverABS
- SealantEpoxy Resin
- Safety valveEPDR
- TerminalCopper
- SeparatorFiber glass
- ElectrolyteSulfuric acid



Terminal Dimensions



Battery Model	GB6-24			
Designed Floating Life	8 Years			
Capacity(25°C)	20HR(1.2A,1.75V)	10HR(2.28A,1.75V)	5HR(4.08A,1.75V)	1HR(15.6A,1.75V)
	24AH	22.8AH	20.4AH	15.6AH
Dimensions	Length	Width	Height	Total Height
	157mm(6.18inch)	83mm(3.27inch)	125mm(4.92inch)	125mm(4.92inch)
Approx. Weight	3.98Kg (8.78 lbs)			
Internal Resistance	Full charged at 25°C: 0.006 Ohm			
Self Discharge	3% of capacity declined per month at (25°C)			
Capacity Affected by Temp.(20HR)	40°C	25°C	0°C	-15°C
	102%	100%	85%	65%
Charge Voltage(25°C)	Cycle use		Float use	
	7.2-7.5V(-15mV/ °C), max. Current: 6A		6.8-6.9V(-10mV/ °C)	



Constant current discharge ratings-amperes at 25°C

F. V/Time	5MIN	10MIN	15MIN	30MIN	1HR	3HR	5HR	10HR	20HR
1.60V	84.0	57.6	42.0	25.2	15.8	6.55	4.58	2.55	1.26
1.67V	75.6	52.6	40.8	24.5	15.8	6.53	4.54	2.51	1.26
1.70V	71.8	50.6	39.4	24.0	15.8	6.53	4.54	2.49	1.26
1.75V	63.8	46.8	37.2	23.5	15.6	6.48	4.50	2.44	1.25
1.80V	57.6	43.4	35.5	22.8	15.4	6.46	4.47	2.40	1.21
1.85V	43.7	35.8	30.7	21.0	15.2	6.43	4.43	2.36	1.18

Constant power discharge ratings-watts at 25°C

F. V/Time	5MIN	10MIN	15MIN	30MIN	1HR	3HR	5HR	10HR	20HR
1.60V	138	95.5	74.4	47.5	31.2	12.6	8.76	5.09	2.53
1.67V	131	94.3	73.7	46.6	30.2	12.6	8.76	5.01	2.52
1.70V	123	91.9	72.5	45.4	29.4	12.6	8.76	4.97	2.52
1.75V	114	85.9	68.2	44.2	29.1	12.4	8.66	4.89	2.51
1.80V	102	79.9	64.1	43.0	28.6	12.2	8.52	4.80	2.42
1.85V	82.1	66.2	55.9	39.4	28.3	12.2	8.40	4.72	2.36

