

General Series SLA Battery

General Series

General Series Valve Regulated Lead Acid batteries are designed with AGM (Absorbent Glass Mat) technology, high performance plates and electrolyte to gain extra power output for common power backup system applications widely used in the field of UPS, Emergency Lighting System.

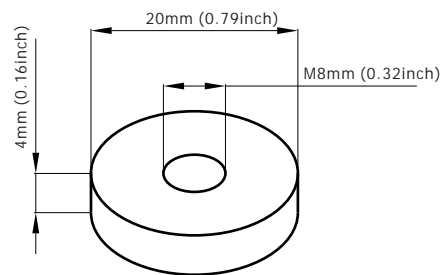
Application

- Alarm System
- Cable Television
- Communication Equipment
- Control Equipment
- Security System
- Medical Equipment
- UPS
- Power tools
- Emergency Power System
- Toys



General Features

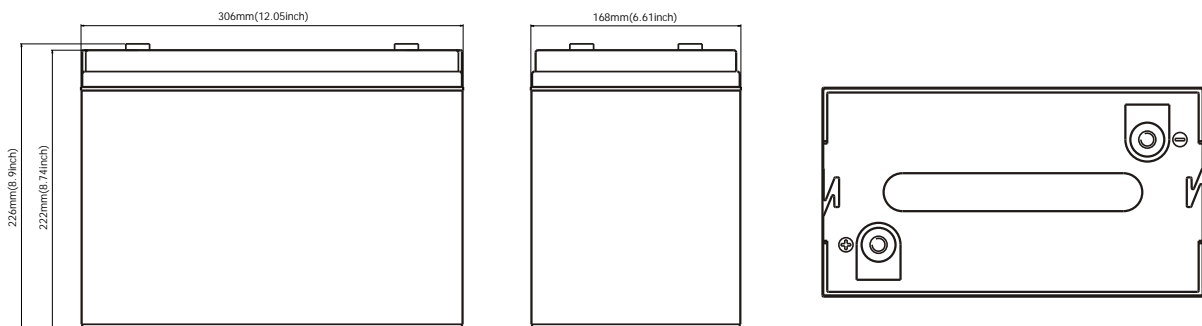
- Sealed and maintenance free operation.
- Non-Spillable construction design.
- ABS containers and covers(UL94HB, UL94V-0) optional.
- Safety valve installation for explosion proof.
- High quality and high reliability.
- Exceptional deep discharge recovery performance.
- Low self discharge characteristic.
- Flexibility design for multiple install positions.



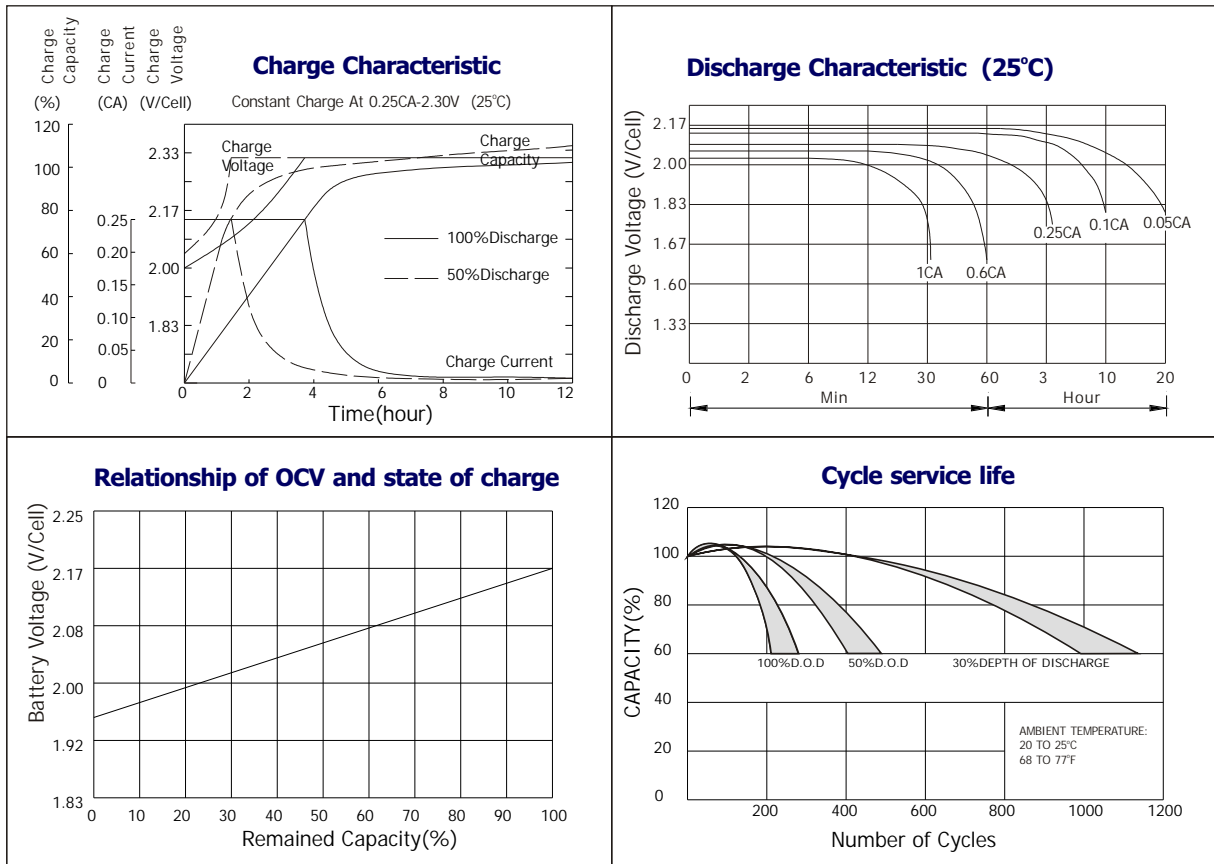
Terminal Dimensions

Construction

- ComponentRaw material
- PositiveLead dioxide
- NegativeLead
- ContainerABS
- CoverABS
- SealantEpoxy Resin
- Safety valveEPDR
- TerminalCopper
- SeparatorFiber glass
- ElectrolyteSulfuric acid



Battery Model	GB6-180			
Designed Floating Life	8 Years			
Capacity(25°C)	20HR(9.2A,1.75V)	10HR(18A,1.75V)	5HR(32.4A,1.75V)	1HR(114A,1.75V)
	184AH	180AH	162AH	114AH
Dimensions	Length	Width	Height	Total Height
	306mm(12.05inch)	168mm(6.611inch)	222mm(8.74inch)	226mm(8.9inch)
Approx. Weight	30.0Kg (66.15 lbs)			
Internal Resistance	Full charged at 25°C: 0.0033 Ohm			
Self Discharge	3% of capacity declined per month at (25°C)			
Capacity Affected by Temp.(20HR)	40°C	25°C	0°C	-15°C
	102%	100%	85%	65%
Charge Voltage(25°C)	Cycle use		Float use	
	7.2-7.5V(-15mV/ °C), max. Current: 45A		6.8-6.9V(-10mV/ °C)	



Constant current discharge ratings-amperes at 25°C

F. V/Time	5MIN	10MIN	15MIN	30MIN	1HR	3HR	5HR	10HR	20HR
1.60V	630	432	315	189	119	49.1	34.3	19.1	9.49
1.67V	567	394	306	184	119	49.0	34.1	18.8	9.45
1.70V	538	380	295	180	118	49.0	34.1	18.7	9.45
1.75V	479	351	279	176	117	48.6	33.8	18.3	9.41
1.80V	432	326	266	171	116	48.4	33.5	18.0	9.08
1.85V	328	268	230	157	114	48.2	33.2	17.7	8.53

Constant power discharge ratings-watts at 25°C

F. V/Time	5MIN	10MIN	15MIN	30MIN	1HR	3HR	5HR	10HR	20HR
1.60V	1039	716	558	356	234	94.3	65.7	38.2	19.0
1.67V	985	707	553	349	226	94.3	65.7	37.6	18.9
1.70V	920	689	544	340	220	94.3	65.7	37.3	18.9
1.75V	857	644	511	331	218	92.9	65.0	36.7	18.8
1.80V	769	599	481	322	215	91.6	63.9	36.0	18.2
1.85V	616	497	419	295	213	91.3	63.0	35.4	17.1

