

General Series

General Series Valve Regulated Lead Acid batteries are designed with AGM (Absorbent Glass Mat) technology, high performance plates and electrolyte to gain extra power output for common power backup system applications widely used in the field of UPS, Emergency Lighting System.

Application

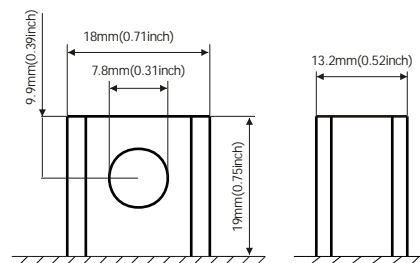
- Alarm System
- Cable Television
- Communication Equipment
- Control Equipment
- Security System
- Medical Equipment
- UPS
- Power tools
- Emergency Power System
- Toys

General Features

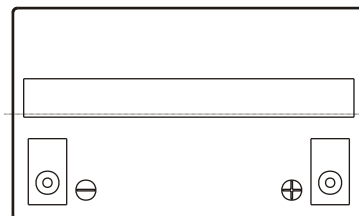

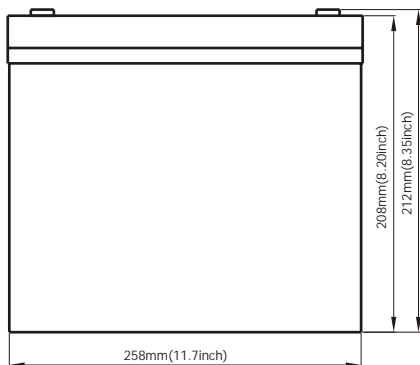
- Sealed and maintenance free operation.
- Non-Spillable construction design.
- ABS containers and covers(UL94HB, UL94V-0) optional.
- Safety valve installation for explosion proof.
- High quality and high reliability.
- Exceptional deep discharge recovery performance.
- Low self discharge characteristic.
- Flexibility design for multiple install positions.

Construction

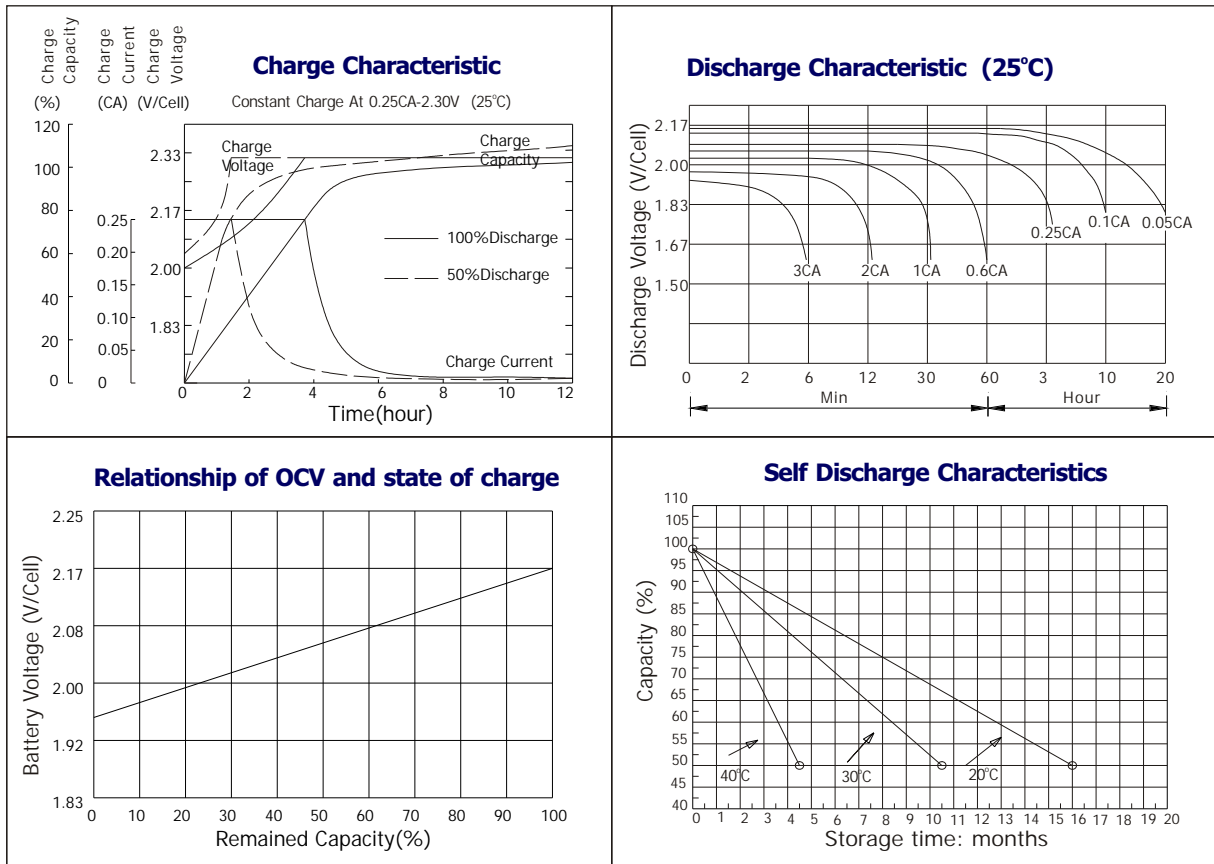
- ComponentRaw material
- PositiveLead dioxide
- NegativeLead
- ContainerABS
- CoverABS
- SealantEpoxy Resin
- Safety valveEPDR
- TerminalCopper
- SeparatorFiber glass
- ElectrolyteSulfuric acid



Terminal Dimensions



Battery Model	GB12-75			
Designed Floating Life	8 Years			
Capacity(25°C)	20HR(3.78A, 1.75V)	10HR(7.5A, 1.75V)	5HR(13A, 1.75V)	1HR(45A, 1.75V)
	75.6AH	75AH	65AH	45AH
Dimensions	Length	Width	Height	Total Height
	258mm(10.16inch)	168mm(6.62inch)	208mm(8.20inch)	226mm(8.90inch)
Approx. Weight	23Kg (50.72 lbs)			
Internal Resistance	Full charged at 25°C: 0.0057 Ohm			
Self Discharge	3% of capacity declined per month at (25°C)			
Capacity Affected by Temp.(20HR)	40°C	25°C	0°C	-15°C
	102%	100%	85%	65%
Charge Voltage(25°C)	Cycle use		Float use	
	14.4-15V(-30mV/ °C), max. Current: 18.7A		13.6-13.8V(-20mV/ °C)	



Constant current discharge ratings-amperes at 25°C

F. V/Time	5MIN	10MIN	15MIN	30MIN	1HR	3HR	5HR	10HR	20HR
1.60V	263	180	131	78.8	49.5	20.5	14.3	7.95	3.95
1.67V	236	164	128	76.5	49.4	20.4	14.2	7.83	3.94
1.70V	224	158	123	75.0	49.3	20.4	14.2	7.77	3.94
1.75V	200	146	116	73.5	48.8	20.3	14.1	7.64	3.92
1.80V	180	136	111	71.3	48.2	20.2	14.0	7.51	3.78
1.85V	137	112	96.0	65.6	47.6	20.1	13.8	7.37	3.69

Constant power discharge ratings-watts at 25°C

F. V/Time	5MIN	10MIN	15MIN	30MIN	1HR	3HR	5HR	10HR	20HR
1.60V	433	299	233	149	97.5	39.3	27.4	15.9	7.91
1.67V	410	295	230	146	94.3	39.3	27.4	15.7	7.88
1.70V	383	287	227	142	91.8	39.3	27.4	15.5	7.88
1.75V	357	269	213	138	91.0	38.7	27.1	15.3	7.84
1.80V	320	250	200	134	89.4	38.2	26.6	15.0	7.56
1.85V	257	207	175	123	88.6	38.0	26.3	14.7	7.36

