

General Series SLA Battery

General Series

General Series Valve Regulated Lead Acid batteries are designed with AGM (Absorbent Glass Mat) technology, high performance plates and electrolyte to gain extra power output for common power backup system applications widely used in the field of UPS, Emergency Lighting System.

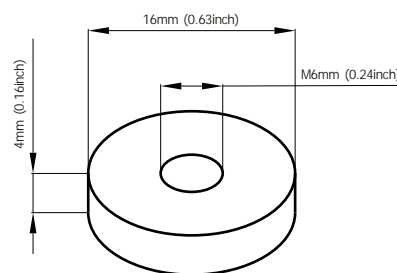
Application

- Alarm System
- Cable Television
- Communication Equipment
- Control Equipment
- Security System
- Medical Equipment
- UPS
- Power tools
- Emergency Power System
- Toys



General Features

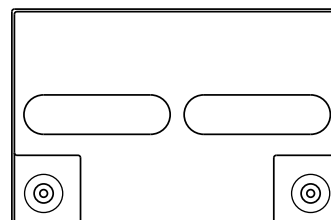

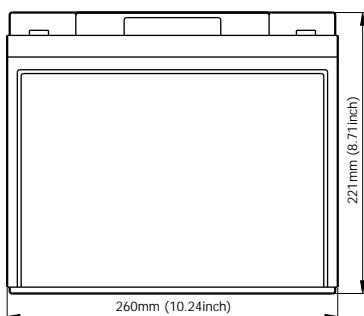
- Sealed and maintenance free operation.
- Non-Spillable construction design.
- ABS containers and covers(UL94HB, UL94V-0) optional.
- Safety valve installation for explosion proof.
- High quality and high reliability.
- Exceptional deep discharge recovery performance.
- Low self discharge characteristic.
- Flexibility design for multiple install positions.



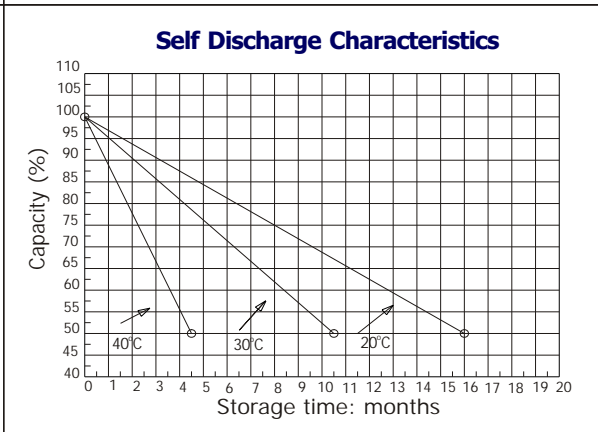
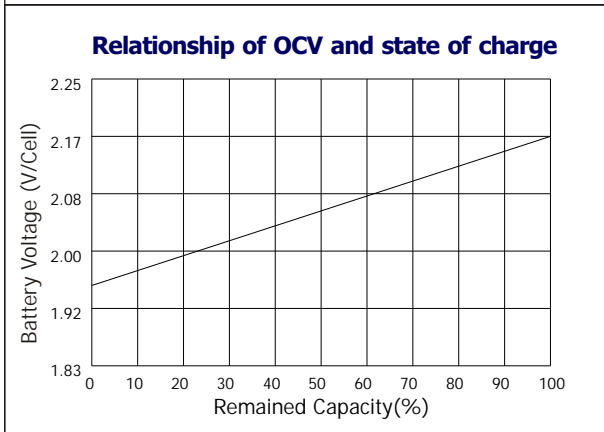
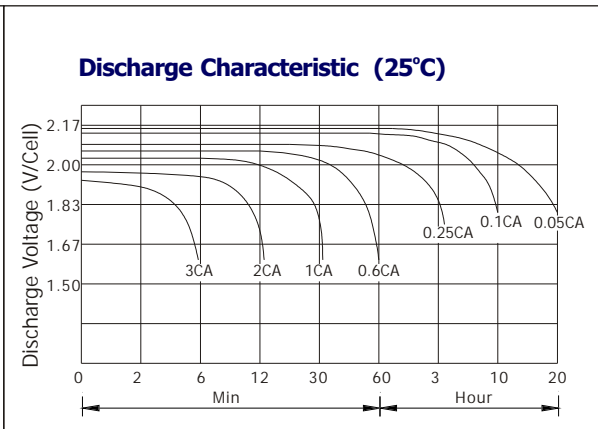
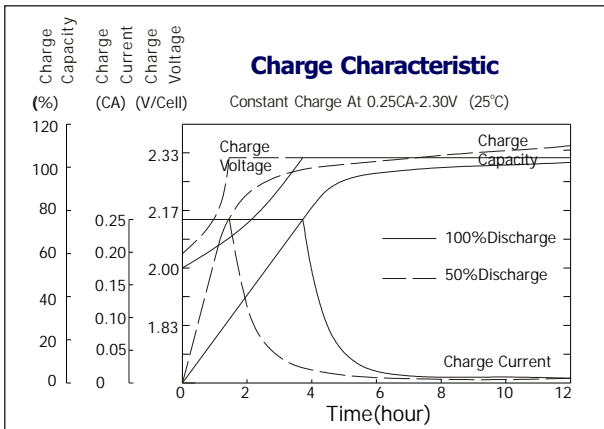
Terminal Dimensions

Construction

- ComponentRaw material
- PositiveLead dioxide
- NegativeLead
- ContainerABS
- CoverABS
- SealantEpoxy Resin
- Safety valveEPDR
- TerminalCopper
- SeparatorFiber glass
- ElectrolyteSulfuric acid



Battery Model	GB12-60			
Designed Floating Life	8 Years			
Capacity(25°C)	20HR(3.05A,1.75V)	10HR(6.0A,1.75V)	5HR(10.2A,1.75V)	1HR(39A,1.75V)
	61AH	60AH	51AH	39AH
Dimensions	Length	Width	Height	Total Height
	260mm(10.24inch)	170mm(6.69inch)	223mm(8.78inch)	228mm(8.98inch)
Approx. Weight	21.1Kg (46.58 lbs)			
Internal Resistance	Full charged at 25°C: 0.0075 Ohm			
Self Discharge	3% of capacity declined per month at (25°C)			
Capacity Affected by Temp.(20HR)	40°C	25°C	0°C	-15°C
	102%	100%	85%	65%
Charge Voltage(25°C)	Cycle use		Float use	
	14.4-15V(-30mV/ °C), max. Current: 15A		13.6-13.8V(-20mV/ °C)	



Constant current discharge ratings-amperes at 25°C

F.V./Time	5MIN	10MIN	15MIN	30MIN	1HR	3HR	5HR	10HR	20HR
1.60V	210	144	105	63.0	39.6	16.4	11.4	6.36	3.16
1.67V	189	131	102	61.2	39.5	16.3	11.4	6.27	3.15
1.70V	179	127	98.4	60.0	39.4	16.3	11.4	6.22	3.15
1.75V	160	117	93.0	58.8	39.0	16.2	11.3	6.11	3.14
1.80V	144	109	88.8	57.0	38.5	16.1	11.2	6.01	3.03
1.85V	109	89.4	76.8	52.4	38.1	16.1	11.1	5.90	2.84

Constant power discharge ratings-watts at 25°C

F.V./Time	5MIN	10MIN	15MIN	30MIN	1HR	3HR	5HR	10HR	20HR
1.60V	346	239	186	119	78.0	31.4	21.9	12.7	6.3
1.67V	328	236	184	116	75.4	31.4	21.9	12.5	6.3
1.70V	307	230	181	113	73.4	31.4	21.9	12.4	6.3
1.75V	286	215	170	110	72.8	31.0	21.7	12.2	6.3
1.80V	256	200	160	107	71.5	30.5	21.3	12.0	6.1
1.85V	205	166	140	98.4	70.9	30.4	21.0	11.8	5.7

