

General Series SLA Battery

General Series

General Series Valve Regulated Lead Acid batteries are designed with AGM (Absorbent Glass Mat) technology, high performance plates and electrolyte to gain extra power output for common power backup system applications widely used in the field of UPS, Emergency Lighting System.

Application

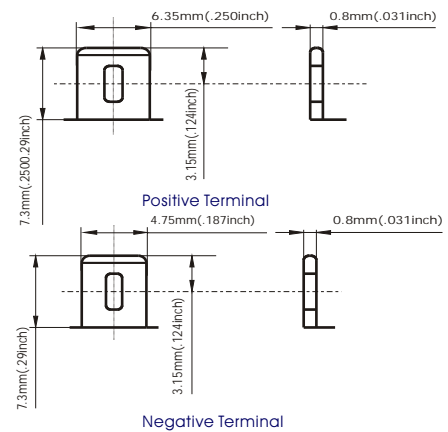
- Alarm System
- Cable Television
- Communication Equipment
- Control Equipment
- Security System
- Medical Equipment
- UPS
- Power tools
- Emergency Power System
- Toys

General Features

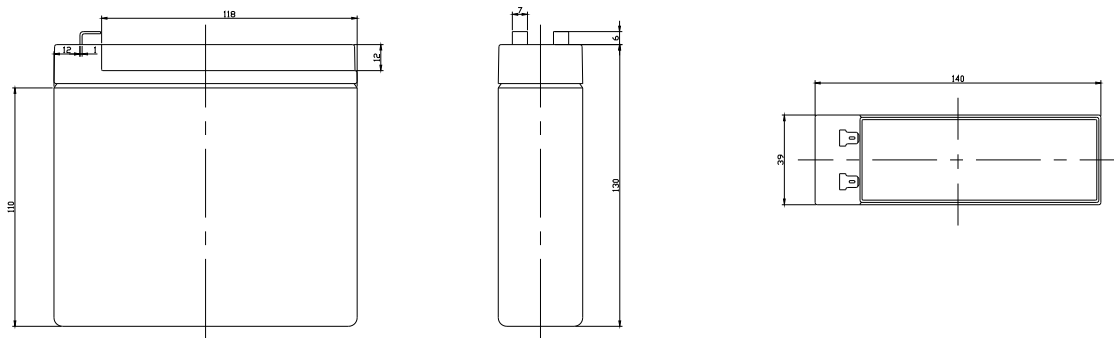
- Sealed and maintenance free operation.
- Non-Spillable construction design.
- ABS containers and covers(UL94HB, UL94V-0) optional.
- Safety valve installation for explosion proof.
- High quality and high reliability.
- Exceptional deep discharge recovery performance.
- Low self discharge characteristic.
- Flexibility design for multiple install positions.

Construction

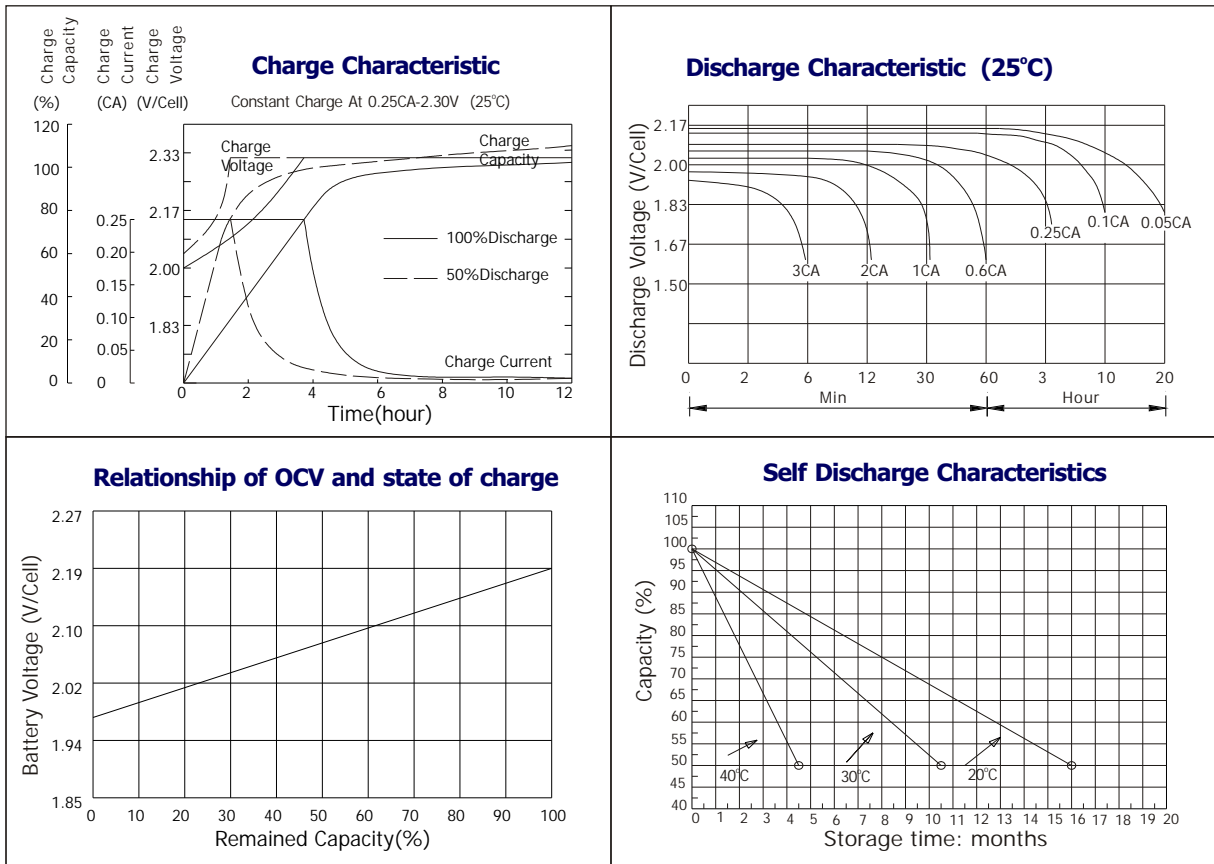
- ComponentRaw material
- PositiveLead dioxide
- NegativeLead
- ContainerABS
- CoverABS
- SealantEpoxy Resin
- Safety valveEPDR
- TerminalCopper
- SeparatorFiber glass
- ElectrolyteSulfuric acid



Terminal Dimensions



Battery Model	GB 12-5.5			
Designed Floating Life	5 Years			
Capacity(25°C)	20HR(0.275A,1.75V)	10HR(0.5A,1.75V)	5HR(0.936A,1.75V)	1HR(3.58A,1.75V)
	5.5AH	5AH	4.68AH	3.58AH
Dimensions	Length	Width	Height	Total Height
	140mm(5.51inch)	40mm(1.57inch)	124mm(4.88inch)	130mm(5.12inch)
Approx. Weight	1.8Kg (3.97 lbs)			
Internal Resistance	Full charged at 25°C: 0.03 Ohm			
Self Discharge	3% of capacity declined per month at (25°C)			
Capacity Affected by Temp.(20HR)	40°C	25°C	0°C	-15°C
	102%	100%	85%	65%
Charge Voltage(25°C)	Cycle use		Float use	
	14.4-15V(-30mV/ °C), max. Current: 1.65A		13.6-13.8V(-20mV/ °C)	



Constant current discharge ratings-amperes at 25°C

F.V / Time	5 MIN	10 MIN	15 MIN	30 MIN	1 HR	3 HR	5 HR	10 HR	20 HR
1.60V	21.6	13.4	10.1	6.18	3.93	1.73	1.05	0.59	0.31
1.67V	20.3	12.7	9.75	5.91	3.88	1.66	1.03	0.58	0.30
1.70V	18.6	12.3	9.52	5.38	3.76	1.55	1.01	0.58	0.29
1.75V	18.2	11.9	9.22	5.11	3.58	1.50	0.99	0.57	0.29
1.80V	16.3	11.4	8.37	4.73	3.35	1.44	0.93	0.57	0.28
1.85V	14.4	10.8	7.53	4.35	3.13	1.39	0.87	0.56	0.27

Constant power discharge ratings-watts at 25°C

F.V / Time	5 MIN	10 MIN	15 MIN	30 MIN	1 HR	3 HR	5 HR	10 HR	20 HR
1.60V	37.9	24.3	18.5	11.1	7.09	3.06	1.78	1.18	0.62
1.67V	36.6	23.7	18.3	10.9	7.05	2.96	1.77	1.17	0.60
1.70V	34.4	23.4	18.1	10.2	6.92	2.83	1.75	1.16	0.59
1.75V	34.7	23.3	18.0	9.91	6.80	2.77	1.74	1.15	0.58
1.80V	31.7	23.0	16.7	9.45	6.41	2.68	1.68	1.14	0.56
1.85V	28.8	21.8	15.1	8.85	6.02	2.60	1.63	1.12	0.54

