

General Series SLA Battery

General Series

General Series Valve Regulated Lead Acid batteries are designed with AGM (Absorbent Glass Mat) technology, high performance plates and electrolyte to gain extra power output for common power backup system applications widely used in the field of UPS, Emergency Lighting System.

Application

- Alarm System
- Cable Television
- Communication Equipment
- Control Equipment
- Security System
- Medical Equipment
- UPS
- Power tools
- Emergency Power System
- Toys

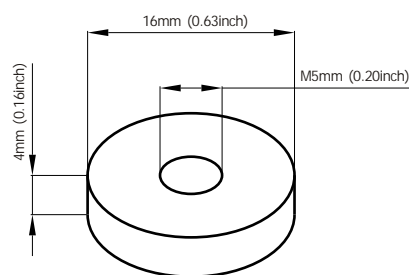


General Features

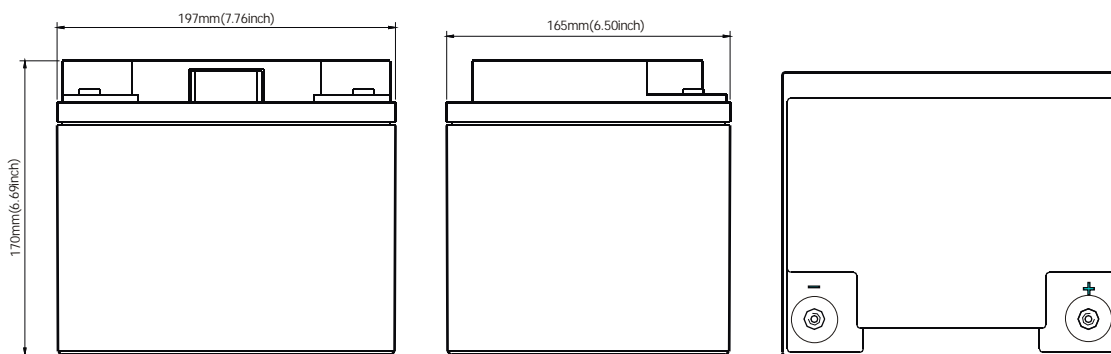
- Sealed and maintenance free operation.
- Non-Spillable construction design.
- ABS containers and covers(UL94HB, UL94V-0) optional.
- Safety valve installation for explosion proof.
- High quality and high reliability.
- Exceptional deep discharge recovery performance.
- Low self discharge characteristic.
- Flexibility design for multiple install positions.

Construction

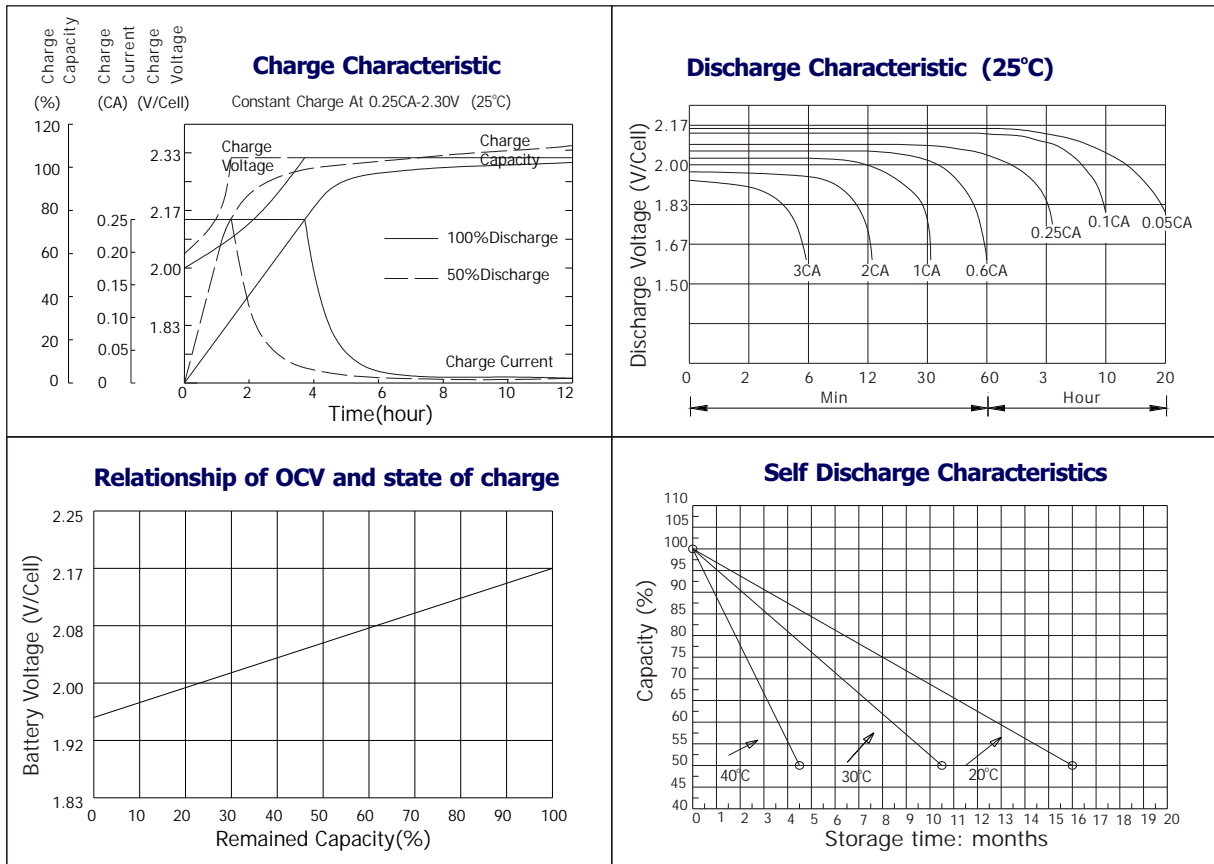
- ComponentRaw material
- PositiveLead dioxide
- NegativeLead
- ContainerABS
- CoverABS
- SealantEpoxy Resin
- Safety valveEPDR
- TerminalCopper
- SeparatorFiber glass
- ElectrolyteSulfuric acid



Terminal Dimensions



Battery Model	GB12-45			
Designed Floating Life	8 Years			
Capacity(25°C)	20HR(2.3A,1.75V)	10HR(4.5A,1.75V)	5HR(7.65A,1.75V)	1HR(27A,1.75V)
	46AH	45AH	38.3AH	27AH
Dimensions	Length	Width	Height	Total Height
	197mm(7.76inch)	165mm(6.50inch)	170mm(6.69inch)	170mm(6.69inch)
Approx. Weight	14.5Kg (32.01 lbs)			
Internal Resistance	Full charged at 25°C: 0.009 Ohm			
Self Discharge	3% of capacity declined per month at (25°C)			
Capacity Affected by Temp.(20HR)	40°C	25°C	0°C	-15°C
	102%	100%	85%	65%
Charge Voltage(25°C)	Cycle use		Float use	
	14.4-15V(-30mV/ °C), max. Current: 11A		13.6-13.8V(-20mV/ °C)	



Constant current discharge ratings-amperes at 25°C

F. V/Time	5MIN	10MIN	15MIN	30MIN	1HR	3HR	5HR	10HR	20HR
1.60V	158	108	78.8	47.3	29.7	12.3	8.58	4.77	2.37
1.67V	142	98.6	76.5	45.9	29.7	12.2	8.52	4.70	2.36
1.70V	135	95.0	73.8	45.0	29.6	12.2	8.52	4.66	2.36
1.75V	120	87.8	69.8	44.1	29.3	12.2	8.45	4.58	2.35
1.80V	108	81.5	66.6	42.8	28.9	12.1	8.38	4.50	2.27
1.85V	81.9	67.1	57.6	39.3	28.6	12.1	8.31	4.42	2.13

Constant power discharge ratings-watts at 25°C

F. V/Time	5MIN	10MIN	15MIN	30MIN	1HR	3HR	5HR	10HR	20HR
1.60V	260	179	140	89.1	58.5	23.6	16.4	9.54	4.74
1.67V	246	177	138	87.3	56.6	23.6	16.4	9.40	4.73
1.70V	230	172	136	85.1	55.1	23.6	16.4	9.33	4.73
1.75V	214	161	128	82.8	54.6	23.2	16.2	9.17	4.70
1.80V	192	150	120	80.6	53.6	22.9	16.0	9.01	4.54
1.85V	154	124	105	73.8	53.1	22.8	15.8	8.85	4.27

