

General Series

General Series Valve Regulated Lead Acid batteries are designed with AGM (Absorbent Glass Mat) technology, high performance plates and electrolyte to gain extra power output for common power backup system applications widely used in the field of UPS, Emergency Lighting System.

Application

- Alarm System
- Cable Television
- Communication Equipment
- Control Equipment
- Security System
- Medical Equipment
- UPS
- Power tools
- Emergency Power System
- Toys

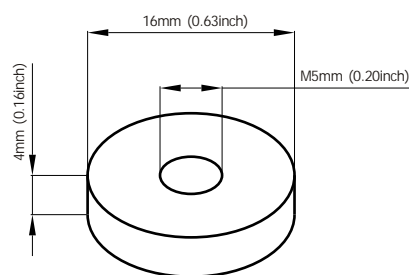


General Features

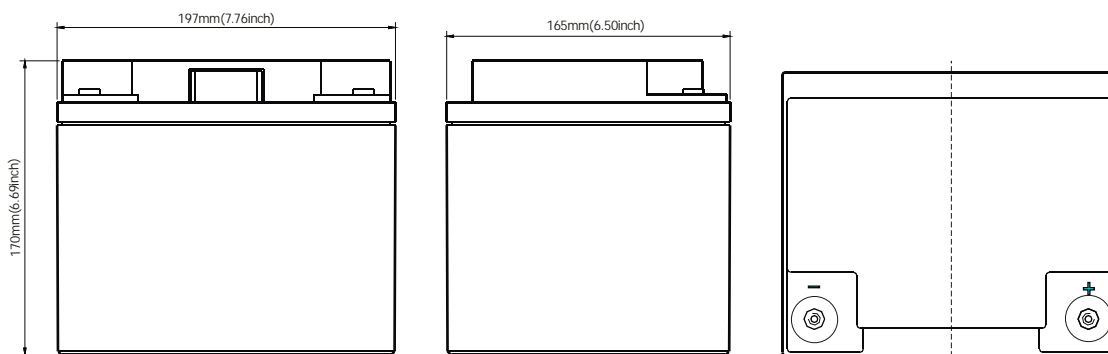
- Sealed and maintenance free operation.
- Non-Spillable construction design.
- ABS containers and covers(UL94HB, UL94V-0) optional.
- Safety valve installation for explosion proof.
- High quality and high reliability.
- Exceptional deep discharge recovery performance.
- Low self discharge characteristic.
- Flexibility design for multiple install positions.

Construction

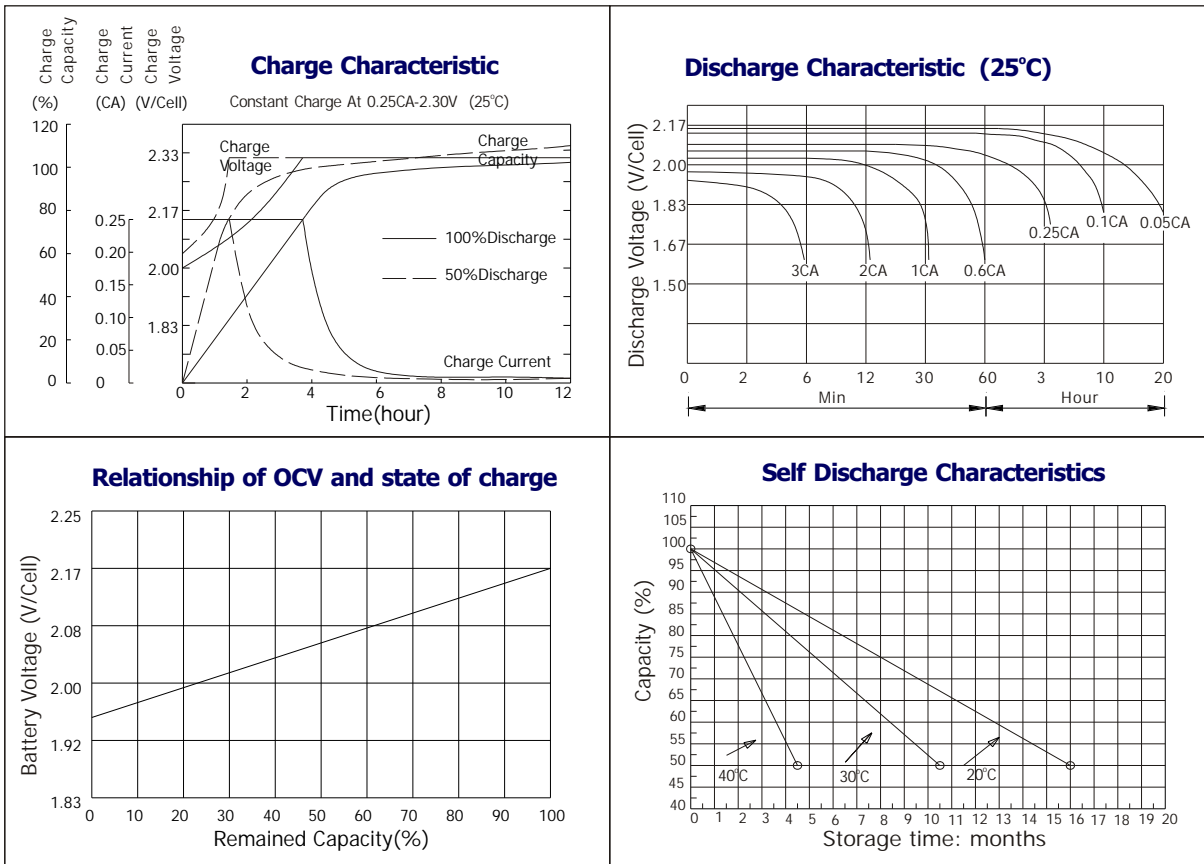
- ComponentRaw material
- PositiveLead dioxide
- NegativeLead
- ContainerABS
- CoverABS
- SealantEpoxy Resin
- Safety valveEPDR
- TerminalCopper
- SeparatorFiber glass
- ElectrolyteSulfuric acid



Terminal Dimensions



Battery Model	GB12-40			
Designed Floating Life	8 Years			
Capacity(25°C)	20HR(2.1A,1.75V)	10HR(4A,1.75V)	5HR(6.8A,1.75V)	1HR(24A,1.75V)
	42AH	40AH	34AH	24AH
Dimensions	Length	Width	Height	Total Height
	197mm(7.76inch)	165mm(6.50inch)	170mm(6.69inch)	170mm(6.69inch)
Approx. Weight	14Kg (30.87 lbs)			
Internal Resistance	Full charged at 25°C: 0.0095 Ohm			
Self Discharge	3% of capacity declined per month at (25°C)			
Capacity Affected by Temp.(20HR)	40°C	25°C	0°C	-15°C
	102%	100%	85%	65%
Charge Voltage(25°C)	Cycle use		Float use	
	14.4-15V(-30mV/ °C), max. Current: 10A		13.6-13.8V(-20mV/ °C)	



Constant current discharge ratings-amperes at 25°C

F.V/Time	5MIN	10MIN	15MIN	30MIN	1HR	3HR	5HR	10HR	20HR
1.60V	140	96.0	70.0	42.0	26.4	10.9	7.63	4.24	2.11
1.67V	126	87.6	68.0	40.8	26.4	10.9	7.57	4.18	2.10
1.70V	120	84.4	65.6	40.0	26.3	10.9	7.57	4.15	2.10
1.75V	106	78.0	62.0	39.2	26.0	10.8	7.51	4.07	2.09
1.80V	96.0	72.4	59.2	38.0	25.7	10.8	7.45	4.00	2.02
1.85V	72.8	59.6	51.2	35.0	25.4	10.7	7.38	3.93	1.90

Constant power discharge ratings-watts at 25°C

F.V/Time	5MIN	10MIN	15MIN	30MIN	1HR	3HR	5HR	10HR	20HR
1.60V	231	159	124	79.2	52.0	21.0	14.6	8.48	4.22
1.67V	219	157	123	77.6	50.3	21.0	14.6	8.36	4.20
1.70V	204	153	121	75.6	49.0	21.0	14.6	8.29	4.20
1.75V	190	143	114	73.6	48.5	20.6	14.4	8.15	4.18
1.80V	171	133	107	71.6	47.7	20.4	14.2	8.01	4.03
1.85V	137	110	93.2	65.6	47.2	20.3	14.0	7.87	3.79

