

General Series SLA Battery

General Series

General Series Valve Regulated Lead Acid batteries are designed with AGM (Absorbent Glass Mat) technology, high performance plates and electrolyte to gain extra power output for common power backup system applications widely used in the field of UPS, Emergency Lighting System.

Application

- Alarm System
- Cable Television
- Communication Equipment
- Control Equipment
- Security System
- Medical Equipment
- UPS
- Power tools
- Emergency Power System
- Toys

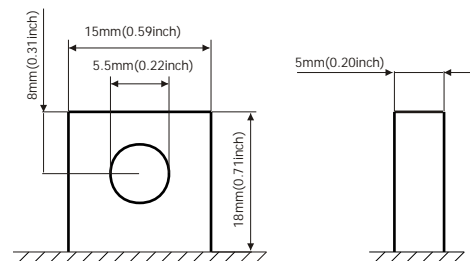


General Features

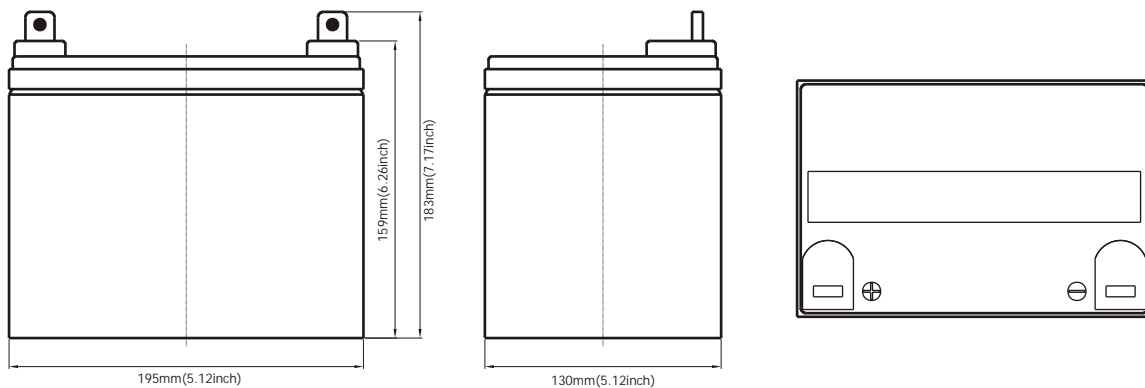
- Sealed and maintenance free operation.
- Non-Spillable construction design.
- ABS containers and covers(UL94HB, UL94V-0) optional.
- Safety valve installation for explosion proof.
- High quality and high reliability.
- Exceptional deep discharge recovery performance.
- Low self discharge characteristic.
- Flexibility design for multiple install positions.

Construction

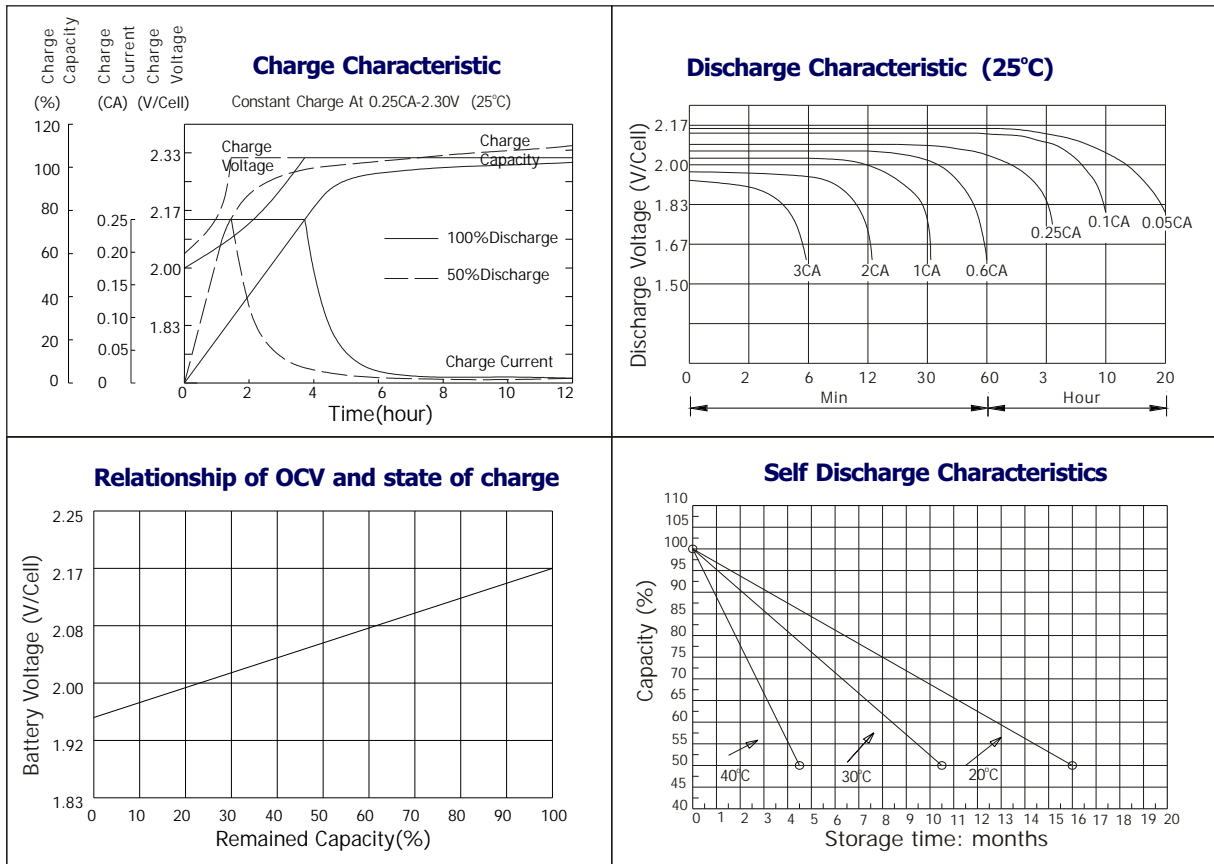
- ComponentRaw material
- PositiveLead dioxide
- NegativeLead
- ContainerABS
- CoverABS
- SealantEpoxy Resin
- Safety valveEPDR
- TerminalCopper
- SeparatorFiber glass
- ElectrolyteSulfuric acid



Terminal Dimensions



Battery Model	GB12-35			
Designed Floating Life	8 Years			
Capacity(25°C)	20HR(1.8A,1.75V)	10HR(3.5A,1.75V)	5HR(6A,1.75V)	1HR(22A,1.75V)
	36AH	35AH	30AH	22AH
Dimensions	Length	Width	Height	Total Height
	195mm(5.12inch)	130mm(5.12inch)	159mm(6.26inch)	183mm(7.17inch)
Approx. Weight	11.8Kg (26.05lbs)			
Internal Resistance	Full charged at 25°C: 0.009 Ohm			
Self Discharge	3% of capacity declined per month at (25°C)			
Capacity Affected by Temp.(20HR)	40°C	25°C	0°C	-15°C
	102%	100%	85%	65%
Charge Voltage(25°C)	Cycle use		Float use	
	14.4-15V(-30mV/ °C), max. Current: 8.75A		13.6-13.8V(-20mV/ °C)	



Constant current discharge ratings-amperes at 25°C

F. V/Time	5MIN	10MIN	15MIN	30MIN	1HR	3HR	5HR	10HR	20HR
1.60V	123	84.0	61.3	36.8	23.1	9.56	6.68	3.71	1.84
1.67V	110	76.7	59.5	35.7	23.1	9.52	6.62	3.66	1.84
1.70V	105	73.9	57.4	35.0	23.0	9.52	6.62	3.63	1.84
1.75V	93.1	68.3	54.3	34.3	22.8	9.45	6.57	3.57	1.83
1.80V	84.0	63.4	51.8	33.3	22.5	9.42	6.52	3.50	1.76
1.85V	63.7	52.2	44.8	30.6	22.2	9.38	6.46	3.44	1.66

Constant power discharge ratings-watts at 25°C

F. V/Time	5MIN	10MIN	15MIN	30MIN	1HR	3HR	5HR	10HR	20HR
1.60V	202	139	109	69.3	45.5	18.3	12.8	7.42	3.69
1.67V	191	138	107	67.9	44.0	18.3	12.8	7.31	3.68
1.70V	179	134	106	66.2	42.8	18.3	12.8	7.25	3.68
1.75V	167	125	99.4	64.4	42.5	18.1	12.6	7.13	3.66
1.80V	149	117	93.5	62.7	41.7	17.8	12.4	7.01	3.53
1.85V	120	96.6	81.6	57.4	41.3	17.7	12.3	6.88	3.32

