

General Series SLA Battery

General Series

General Series Valve Regulated Lead Acid batteries are designed with AGM (Absorbent Glass Mat) technology, high performance plates and electrolyte to gain extra power output for common power backup system applications widely used in the field of UPS, Emergency Lighting System.

Application

- Alarm System
- Cable Television
- Communication Equipment
- Control Equipment
- Security System
- Medical Equipment
- UPS
- Power tools
- Emergency Power System
- Toys

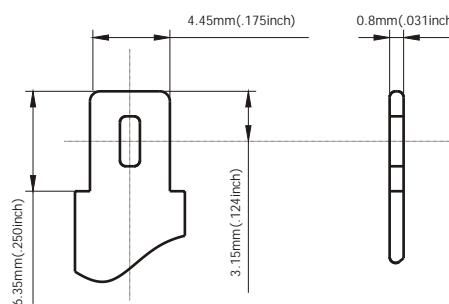


General Features

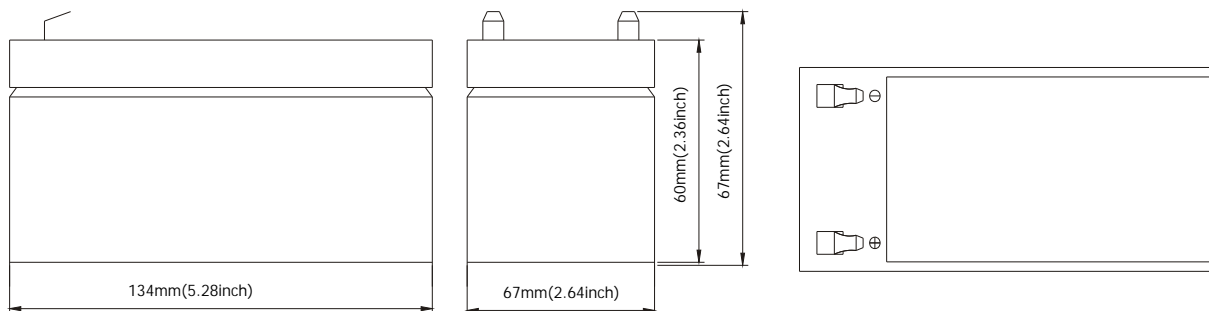
- Sealed and maintenance free operation.
- Non-Spillable construction design.
- ABS containers and covers(UL94HB, UL94V-0) optional.
- Safety valve installation for explosion proof.
- High quality and high reliability.
- Exceptional deep discharge recovery performance.
- Low self discharge characteristic.
- Flexibility design for multiple install positions.

Construction

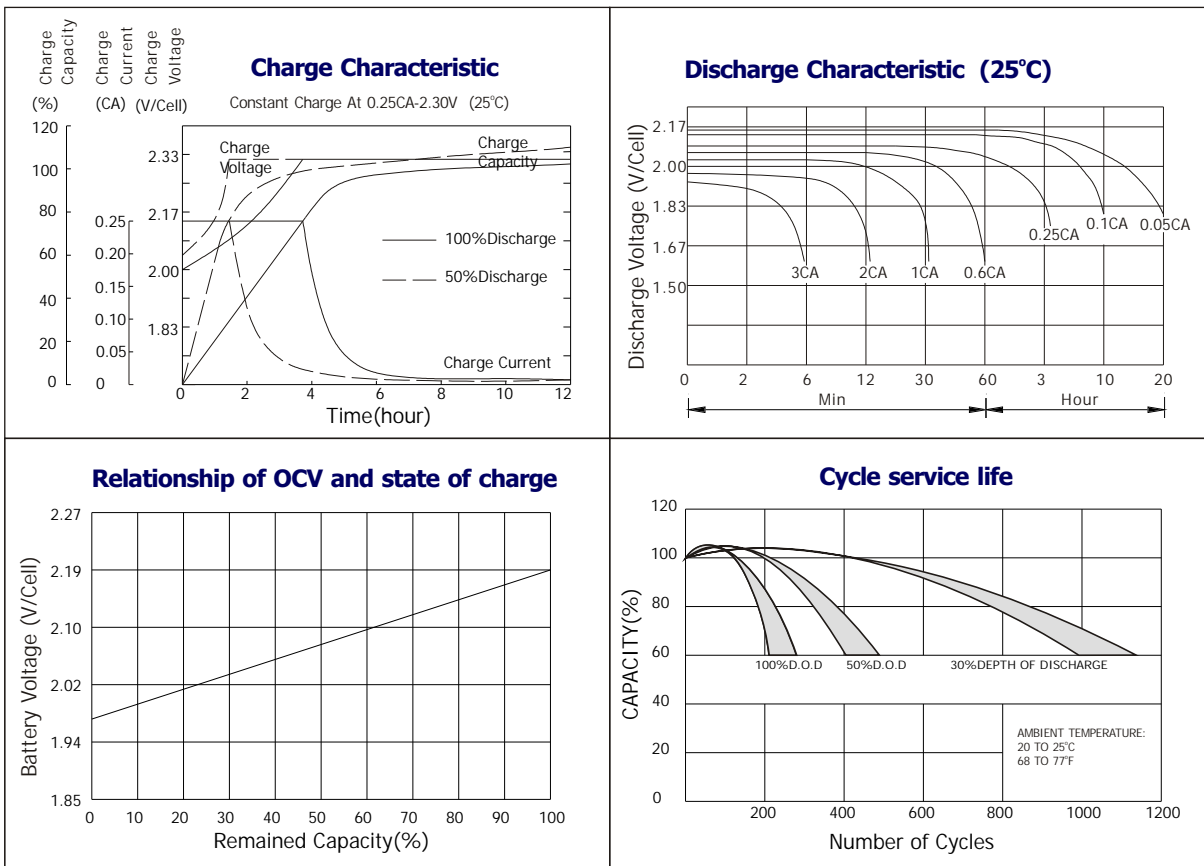
- ComponentRaw material
- PositiveLead dioxide
- NegativeLead
- ContainerABS
- CoverABS
- SealantEpoxy Resin
- Safety valveEPDR
- TerminalCopper
- SeparatorFiber glass
- ElectrolyteSulfuric acid



Terminal Dimensions



Battery Model	GB12-3.4			
Designed Floating Life	5 Years			
Capacity(25°C)	20HR(0.17A,1.75V)	10HR(0.32A,1.75V)	5HR(0.58A,1.75V)	1HR(2.20A,1.75V)
	3.4AH	3.2AH	2.9AH	2.2AH
Dimensions	Length	Width	Height	Total Height
	134mm(5.28inch)	67mm(2.64inch)	60mm(2.36inch)	67mm(2.64inch)
Approx. Weight	1.3Kg (2.87 lbs)			
Internal Resistance	Full charged at 25°C :0.035 Ohm			
Self Discharge	3% of capacity declined per month at (25°C)			
Capacity Affected by Temp.(20HR)	40°C	25°C	0°C	-15°C
	102%	100%	85%	65%
Charge Voltage(25°C)	Cycle use		Float use	
	14.4-15.5V(-30mV/ °C), max. Current: 1.0A		13.6-13.8V(-20mV/ °C)	



Constant current discharge ratings-amperes at 25°C

F.V/Time	5 MIN	10 MIN	15 MIN	30 MIN	1 HR	3 HR	5 HR	10 HR	20 HR
1.60V	13.3	8.26	6.23	3.80	2.42	1.06	0.65	0.36	0.19
1.67V	12.5	7.84	6.00	3.64	2.38	1.02	0.63	0.36	0.18
1.70V	11.4	7.56	5.86	3.31	2.31	0.95	0.62	0.36	0.18
1.75V	11.2	7.32	5.67	3.14	2.20	0.92	0.61	0.35	0.18
1.80V	10.0	6.99	5.15	2.91	2.06	0.88	0.57	0.35	0.17
1.85V	8.84	6.66	4.63	2.68	1.92	0.85	0.53	0.34	0.17

Constant power discharge ratings-watts at 25°C

F.V/Time	5 MIN	10 MIN	15 MIN	30 MIN	1 HR	3 HR	5 HR	10 HR	20 HR
1.60V	23.3	14.9	11.4	6.85	4.36	1.88	1.10	0.73	0.38
1.67V	22.5	14.5	11.2	6.71	4.33	1.82	1.09	0.72	0.37
1.70V	21.2	14.4	11.1	6.28	4.25	1.74	1.08	0.72	0.36
1.75V	21.3	14.4	11.1	6.09	4.18	1.70	1.07	0.71	0.35
1.80V	19.5	14.1	10.2	5.81	3.94	1.65	1.03	0.70	0.34
1.85V	17.7	13.4	9.29	5.44	3.70	1.60	1.00	0.69	0.33

