

General Series SLA Battery

General Series

General Series Valve Regulated Lead Acid batteries are designed with AGM (Absorbent Glass Mat) technology, high performance plates and electrolyte to gain extra power output for common power backup system applications widely used in the field of UPS, Emergency Lighting System.

Application

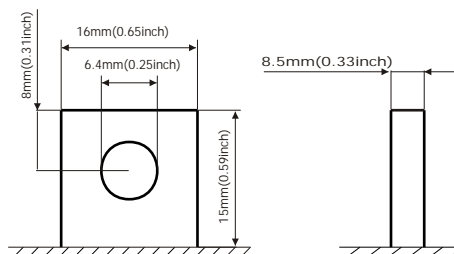
- Alarm System
- Cable Television
- Communication Equipment
- Control Equipment
- Security System
- Medical Equipment
- UPS
- Power tools
- Emergency Power System
- Toys

General Features

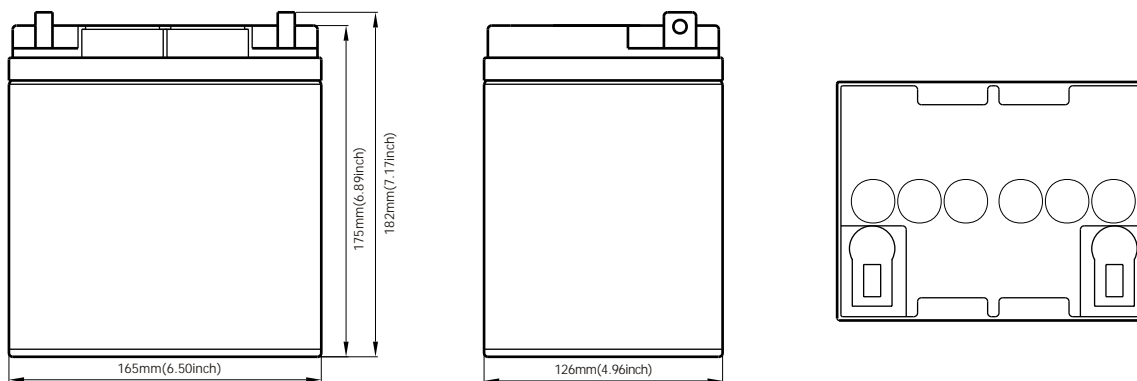
- Sealed and maintenance free operation.
- Non-Spillable construction design.
- ABS containers and covers(UL94HB, UL94V-0) optional.
- Safety valve installation for explosion proof.
- High quality and high reliability.
- Exceptional deep discharge recovery performance.
- Low self discharge characteristic.
- Flexibility design for multiple install positions.

Construction

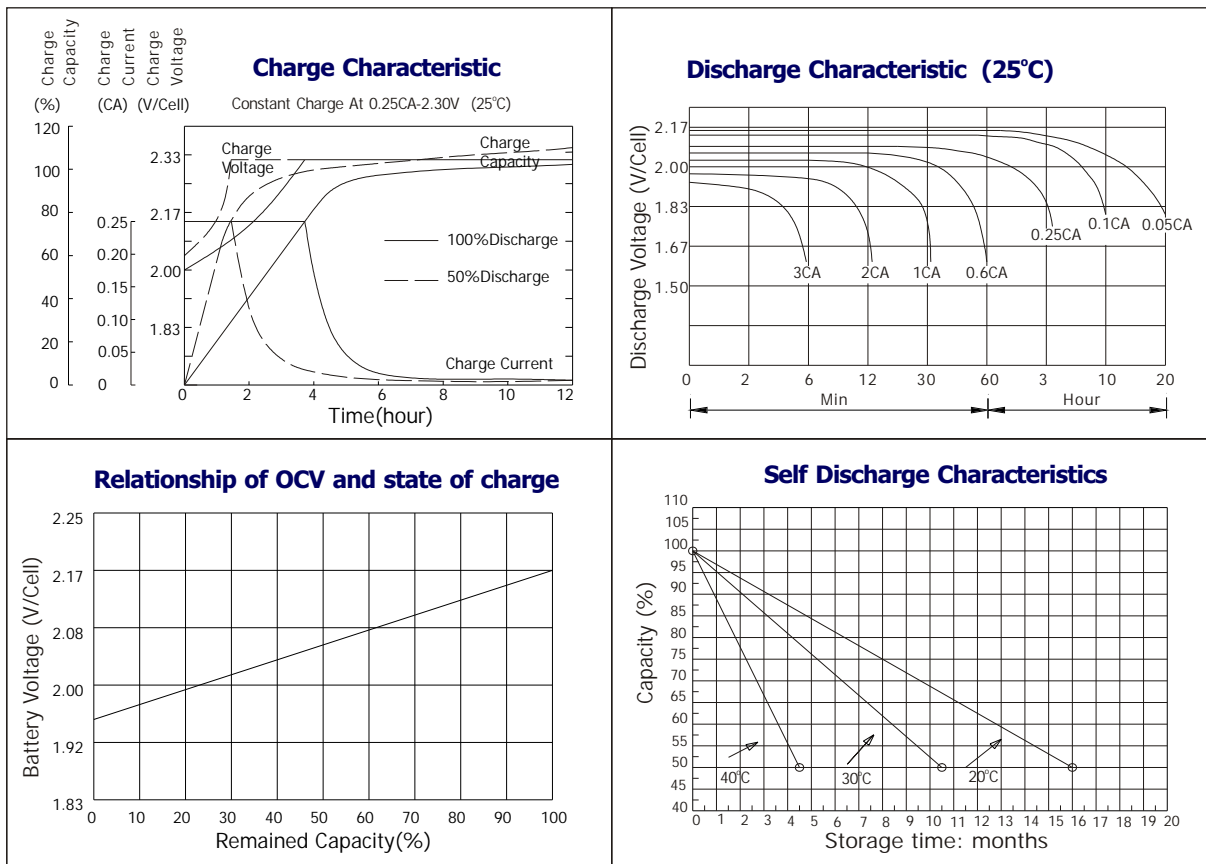
- ComponentRaw material
- PositiveLead dioxide
- NegativeLead
- ContainerABS
- CoverABS
- SealantEpoxy Resin
- Safety valveEPDR
- TerminalCopper
- SeparatorFiber glass
- ElectrolyteSulfuric acid



Terminal Dimensions



Battery Model	GB12-28			
Designed Floating Life	8 Years			
Capacity(25°C)	20HR(1.47A,1.75V)	10HR(2.8A,1.75V)	5HR(4.76A,1.75V)	1HR(16.8A,1.75V)
	29.4AH	28AH	23.8AH	16.8AH
Dimensions	Length	Width	Height	Total Height
	165mm(6.54inch)	126mm(4.96inch)	175mm(6.89inch)	182mm(7.17inch)
Approx. Weight	10.3Kg (22.7 lbs)			
Internal Resistance	Full charged at 25°C: 0.01 Ohm			
Self Discharge	3% of capacity declined per month at (25°C)			
Capacity Affected by Temp. (20HR)	40°C	25°C	0°C	-15°C
	102%	100%	85%	65%
Charge Voltage(25°C)	Cycle use		Float use	
	14.4-15V(-30mV/ °C), max. Current: 7A		13.6-13.8V(-20mV/ °C)	



Constant current discharge ratings-amperes at 25°C

F. V/Time	5MIN	10MIN	15MIN	30MIN	1HR	3HR	5HR	10HR	20HR
1.60V	98.0	67.2	49.0	29.4	18.5	7.64	5.34	2.97	1.48
1.67V	88.2	61.3	47.6	28.6	18.5	7.62	5.30	2.92	1.47
1.70V	83.7	59.1	45.9	28.0	18.4	7.62	5.30	2.90	1.47
1.75V	74.5	54.6	43.4	27.4	18.2	7.56	5.26	2.85	1.46
1.80V	67.2	50.7	41.4	26.6	18.0	7.53	5.21	2.80	1.41
1.85V	51.0	41.7	35.8	24.5	17.8	7.50	5.17	2.75	1.38

Constant power discharge ratings-watts at 25°C

F. V/Time	5MIN	10MIN	15MIN	30MIN	1HR	3HR	5HR	10HR	20HR
1.60V	162	111	86.8	55.4	36.4	14.7	10.2	5.94	2.95
1.67V	153	110	86.0	54.3	35.2	14.7	10.2	5.85	2.94
1.70V	143	107	84.6	52.9	34.3	14.7	10.2	5.80	2.94
1.75V	133	100	79.5	51.5	34.0	14.4	10.1	5.70	2.93
1.80V	120	93.2	74.8	50.1	33.4	14.3	9.9	5.60	2.82
1.85V	95.8	77.3	65.2	45.9	33.1	14.2	9.8	5.41	2.72

