

OPzS Series SLA Battery

Opzs Series

Bosfa Opzs Series Lead Acid batteries are designed with a combination of die-casting Tubular positive framework and superfluous electrolyte technologies to offer a very high lever of reliability and a long service life. Opzs batteries used special filter and proof design to ensure no acid fog runs over and burning proof, and also convenient examine and maintenance.

Application

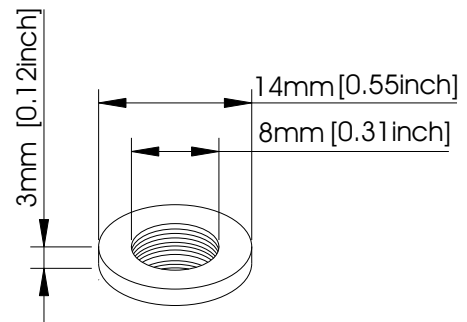
- | | |
|--------------------|---------------------------|
| Telecommunications | Medical Equipment |
| Cable Television | UPS |
| Electric Utility | Railroad Utility |
| Control Equipment | Photovoltaic System |
| Security System | Alternative Energy System |

General Features

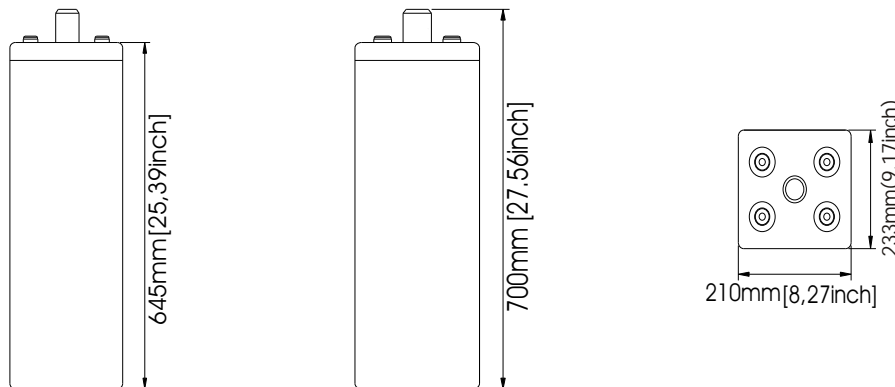
- Maintenance convenient.
- Non-Spillable construction design.
- Transparent containers, convenient to observe.
- Special filter installation for acid fog proof.
- High quality and high reliability.
- Super long service life.
- Special pole sealed technology.
- Super reliability.

Construction

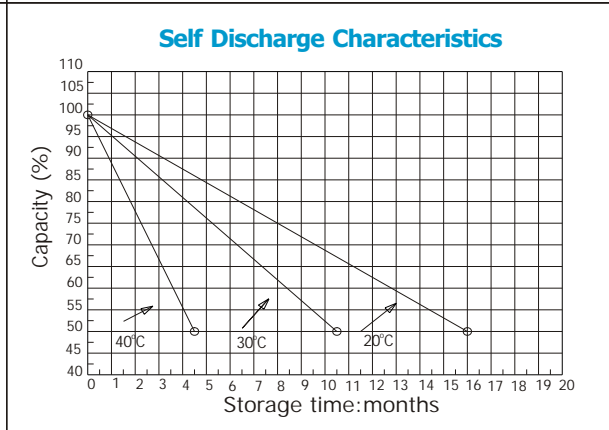
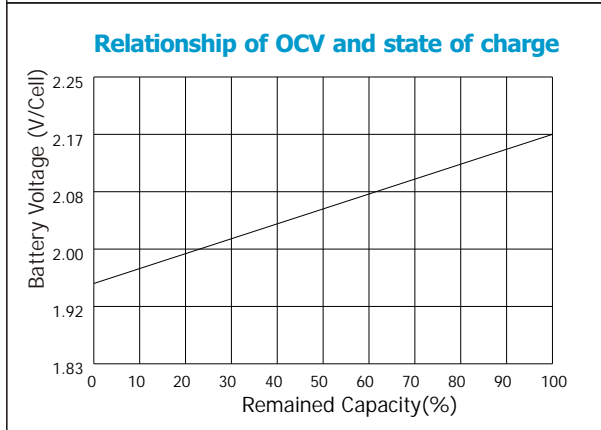
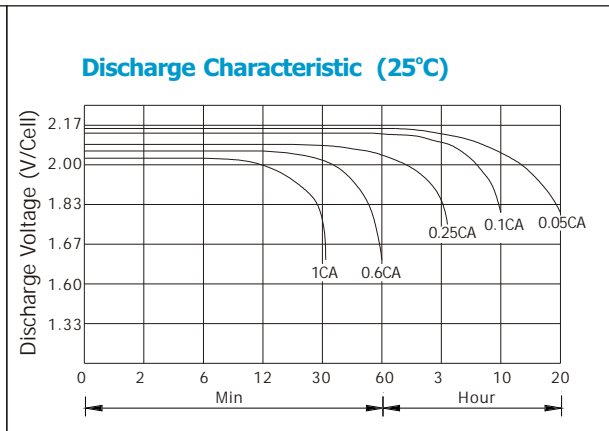
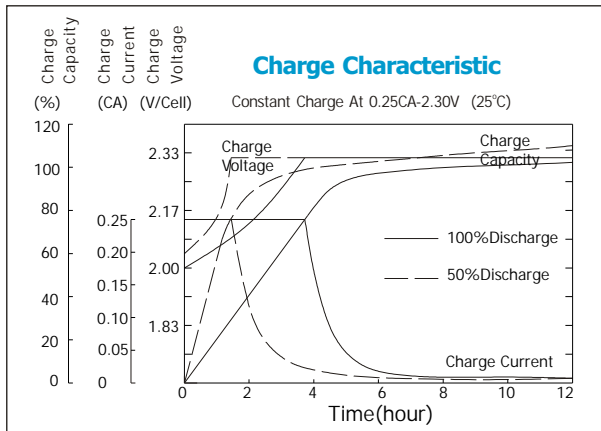
- | | | | |
|-----------------|--------------|-------------------|---------------|
| Component | Raw material | Terminal | Copper |
| Positive | Lead dioxide | Separator | Rubber-PVC |
| Negative | Lead | Electrolyte | Sulfuric acid |
| Container | AS | | |
| Cover | AS | | |



Terminal Dimensions



Battery Model	OPzS 2-1000			
Designed Floating Life	15 Years			
Capacity(25°C)	24HR(50.4A,1.85V)	10HR(100A,1.80V)	5HR(172A,1.77V)	1HR(520A,1.67V)
	1210AH	1000AH	860AH	520AH
Dimensions	Length	Width	Height	Total Height
	233mm(9.17inch)	210mm(8.27inch)	645mm(25.39inch)	700mm(27.56inch)
Approx. Weight	Without electrolyte:55.5 Kg (122.4 lbs)		with electrolyte: 74.6 Kg(164.5 lbs)	
Internal Resistance	Full charged at 25°C: 0.00055 Ohm			
Self Discharge	3% of capacity declined per month at (25°C)			
Capacity Affected by Temp.(20HR)	40°C	25°C	0°C	-15°C
	102%	100%	85%	65%
Charge Voltage(25°C)	Cycle use		Float use	
	2.35V-2.4V(-5mV/ °C), max. Current: 150A		2.24V(-3.3mV/ °C)	



Constant current discharge ratings-amperes at 25°C

TIME	1HR	3HR	5HR	10HR	24HR	48HR	72HR	96HR	120HR	240HR
CUT-OFF VOLTAGE	1.67	1.75	1.77	1.80	1.85	1.85	1.85	1.85	1.85	1.85
CAPACITY(AH)	520	750	860	1000	1210	1340	1440	1445	1450	1470

Constant power discharge ratings-watts at 25°C

TIME	1HR	3HR	5HR	10HR	24HR	48HR	72HR	96HR	120HR	240HR
CUT-OFF VOLTAGE	1.67	1.75	1.77	1.80	1.85	1.85	1.85	1.85	1.85	1.85
CAPACITY(WH)	816	1290	1668	1840	1936	2144	2304	2312	2320	2352

