

Gel Series SLA Battery

Gel Series

Gel series batteries are designed to meet the requirements of frequent cyclic and high temperature applications such as broadband, PVs etc through up-to-date gel technologies. BOSFA Gel batteries uses German origin high purity fumed silica to form sulfuric acid thixotropic Gel and fills to the batteries with vacuum to ensure the fully penetration of electrolyte through separators and plates pastes.

Application

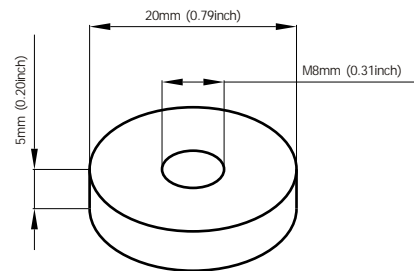
- Alarm System
- Cable Television
- Communication Equipment
- Control Equipment
- Security System
- Medical Equipment
- UPS
- Power tools
- Emergency Power System
- Toys

General Features

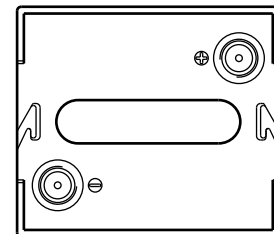

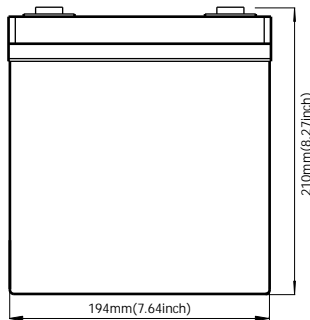
- Sealed and maintenance free operation.
- Non-Spillable construction design.
- ABS containers and covers(UL94HB, UL94V-0) optional.
- Safety valve installation for explosion proof.
- High quality and high reliability.
- Exceptional deep discharge recovery performance.
- Low self discharge characteristic.
- Flexibility design for multiple install positions.

Construction

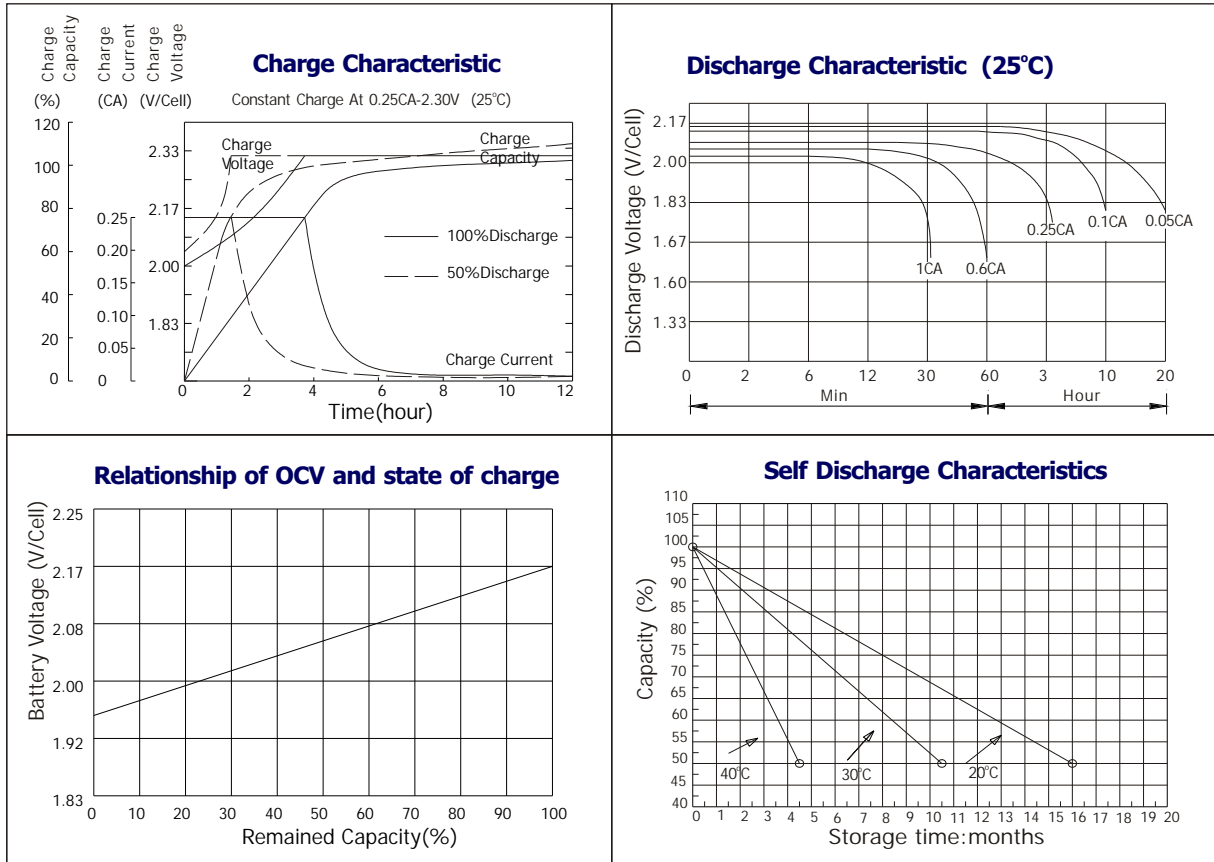
- | | | | |
|-----------|-------------------|--------------|------------------------------------|
| Component |Raw material | Sealant |Epoxy Resin |
| Positive |Lead dioxide | Safety valve |EPDR |
| Negative |Lead | Terminal |Copper |
| Container |ABS | Separator |Macromolecule polymer |
| Cover |ABS | Electrolyte |sulfuric acid thixotropic Gel |



Terminal Dimensions



Battery Model	GEL6-100			
Designed Life	12 Years (Floating) or > 750 Cycles @ 50% D.O.D			
Capacity(25°C)	20HR(5.1A,1.75V)	10HR(10A,1.75V)	5HR(17A,1.75V)	1HR(63A,1.75V)
	101AH	100AH	85AH	63AH
Dimensions	Length	Width	Height	Total Height
	194mm(7.64inch)	170mm(6.69inch)	207mm(8.15inch)	210mm(8.27inch)
Approx. Weight	16.0Kg (35.3 lbs)			
Internal Resistance	Full charged at 25°C: 0.003 Ohm			
Self Discharge	3% of capacity declined per month at (25°C)			
Capacity Affected by Temp.(20HR)	40°C	25°C	0°C	-15°C
	102%	100%	85%	65%
Charge Voltage(25°C)	Cycle use		Float use	
	7.2-7.5V(-15mV/ °C), max. Current: 25A		6.8-6.9V(-10mV/ °C)	



Constant current discharge ratings-amperes at 25°C

F. V/Time	5MIN	10MIN	15MIN	30MIN	1HR	3HR	5HR	10HR	20HR
1.60V	350	240	175	105	66.0	27.3	19.1	10.6	5.27
1.67V	315	219	170	102	65.9	27.2	18.9	10.4	5.25
1.70V	299	211	164	100	65.7	27.2	18.9	10.4	5.25
1.75V	266	195	155	98.0	65.0	27.0	18.8	10.2	5.23
1.80V	240	181	148	95.0	64.2	26.9	18.6	10.0	5.04
1.85V	182	149	128	87.4	63.5	26.8	18.5	9.83	4.94

Constant power discharge ratings-watts at 25°C

F. V/Time	5MIN	10MIN	15MIN	30MIN	1HR	3HR	5HR	10HR	20HR
1.60V	577	398	310	198	130	52.4	36.5	21.2	10.5
1.67V	547	393	307	194	126	52.4	36.5	20.9	10.5
1.70V	511	383	302	189	122	52.4	36.5	20.7	10.5
1.75V	476	358	284	184	121	51.6	36.1	20.4	10.5
1.80V	427	333	267	179	119	50.9	35.5	20.0	10.1
1.85V	342	276	233	164	118	50.7	35.0	19.7	9.87

