

Gel Series SLA Battery

Gel Series

Gel series batteries are designed to meet the requirements of frequent cyclic and high temperature applications such as broadband, PVs etc through up-to-date gel technologies. BOSFA Gel batteries uses German origin high purity fumed silica to form sulfuric acid thixotropic Gel and fills to the batteries with vacuum to ensure the fully penetration of electrolyte through separators and plates pastes.

Application

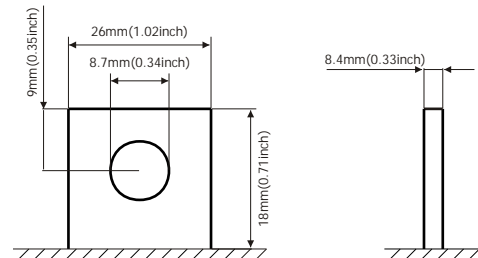
- Alarm System
- Cable Television
- Communication Equipment
- Control Equipment
- Security System
- Medical Equipment
- UPS
- Power tools
- Emergency Power System
- Toys

General Features



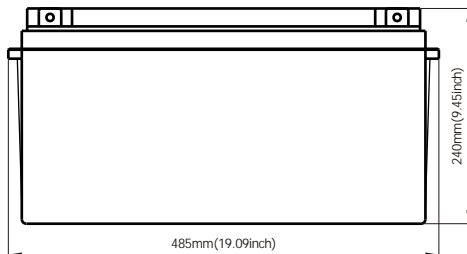
- Sealed and maintenance free operation.
- Non-Spillable construction design.
- ABS containers and covers(UL94HB, UL94V-0) optional.
- Safety valve installation for explosion proof.
- High quality and high reliability.
- Exceptional deep discharge recovery performance.
- Low self discharge characteristic.
- Flexibility design for multiple install positions.

Construction

- ComponentRaw material
- PositiveLead dioxide
- NegativeLead
- ContainerABS
- CoverABS
- SealantEpoxy Resin
- Safety valveEPDR
- TerminalCopper
- SeparatorMacromolecule polymer
- Electrolytesulfuric acid thixotropic Gel

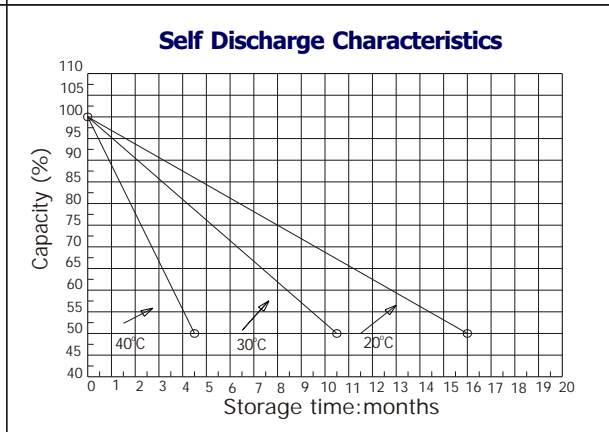
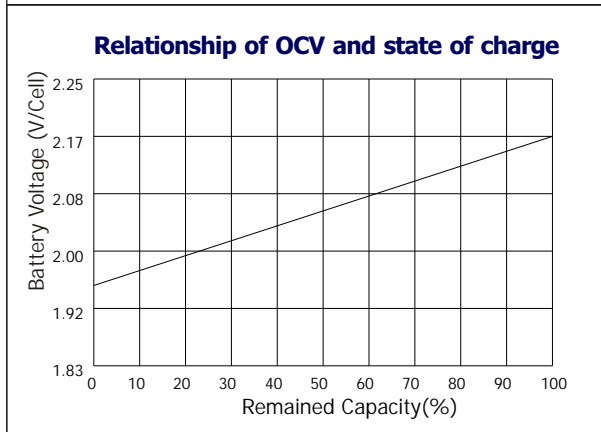
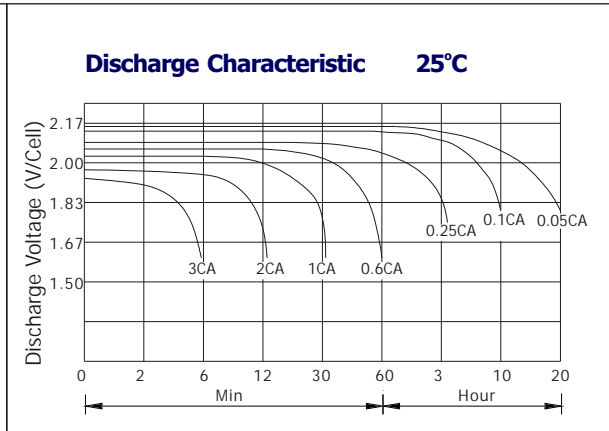
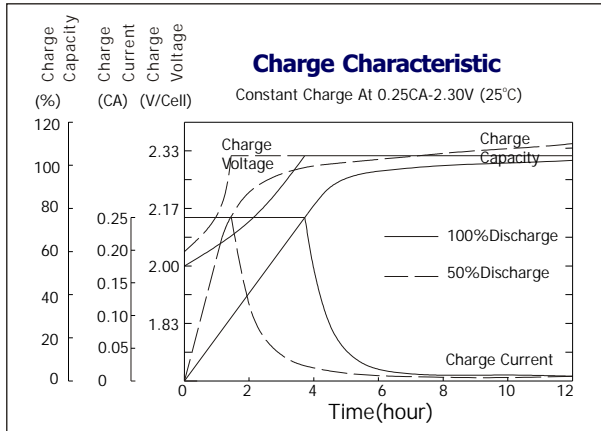


Terminal Dimensions



Battery Model	GEL12-150			
Designed Life	12 Years (Floating) or > 750 Cycles @ 50% D.O.D			
Capacity(25°C)	20HR(7.6A,1.75V)	10HR(15A,1.75V)	5HR(25A,1.75V)	1HR(94A,1.75V)
	152AH	150AH	125AH	94AH
Dimensions	Length	Width	Height	Total Height
	485mm(19.09inch)	172mm(6.77inch)	240mm(9.45inch)	240mm(9.45inch)
Approx. Weight	45Kg (99.2 lbs)			
Internal Resistance	Full charged at 25°C: 0.004 Ohm			
Self Discharge	3% of capacity declined per month at (25°C)			
Capacity Affected by Temp.(20HR)	40°C	25°C	0°C	-15°C
	102%	100%	85%	65%
Charge Voltage(25°C)	Cycle use		Float use	
	14.4-15V(-30mV/ °C), max. Current: 37.5A		13.6-13.8V(-20mV/ °C)	

Gel Series SLA Battery



Constant current discharge ratings-amperes at 25°C

F. V/Time	5MIN	10MIN	15MIN	30MIN	1HR	3HR	5HR	10HR	20HR
1.60V	525	360	263	158	99.0	41.0	28.6	15.9	7.91
1.67V	473	329	255	153	98.9	40.8	28.4	15.7	7.88
1.70V	449	317	246	150	98.6	40.8	28.4	15.5	7.88
1.75V	399	293	233	147	97.5	40.5	28.2	15.3	7.84
1.80V	360	272	222	143	96.3	40.4	27.9	15.0	7.56
1.85V	273	224	192	131	95.3	40.2	27.7	14.7	7.38

Constant power discharge ratings-watts at 25°C

F. V/Time	5MIN	10MIN	15MIN	30MIN	1HR	3HR	5HR	10HR	20HR
1.60V	866	597	465	297	195	78.6	54.8	31.8	15.8
1.67V	821	590	461	291	189	78.6	54.8	31.3	15.8
1.70V	767	575	453	284	184	78.6	54.8	31.1	15.8
1.75V	714	537	426	276	182	77.4	54.2	30.6	15.7
1.80V	641	500	401	269	179	76.4	53.3	30.0	15.1
1.85V	513	414	350	246	177	76.1	52.5	29.5	14.8

