



#### SL Series

BOSFA POWER SL(Long Service Life)Series batteries utilizes thick grids of modern technology are adopted so as to guarantee the design life up to 12 years. Advanced micro porous absorbed glass matt separator - minimizes diffusion of oxygen into the separator, reducing float charge current which suppressed the corrosion rate of the positive grid and extends the life of the battery.

#### Application

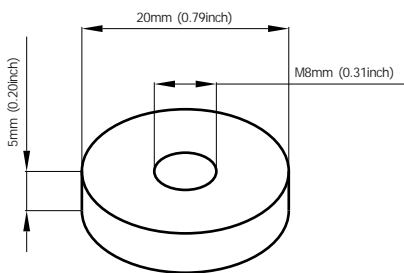
- Cable Television
- Communication Equipment
- Security System
- UPS
- Control Equipment
- Medical Equipment
- Emergency Power System

#### General Features

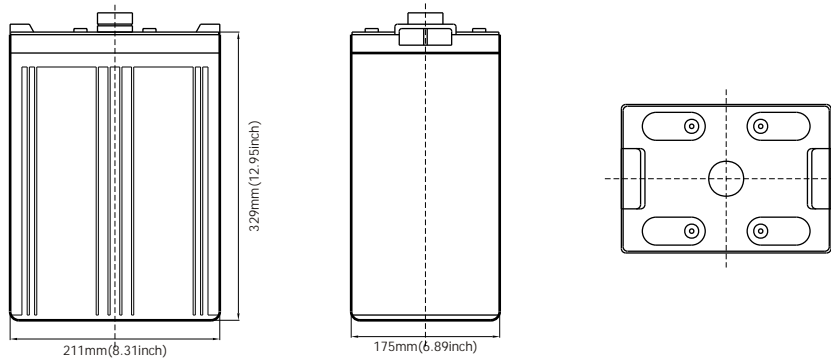
- Extra long life service design (up to 15 years) for 2V models.
- Non-Spillable construction design.
- ABS containers and covers(UL94HB, UL94V-0) optional.
- Safety valve installation for explosion proof.
- Higher safety & reliable construction.
- Exceptional deep discharge recovery performance.
- Low self discharge characteristic.
- Flexibility design for multiple install positions.

#### Construction

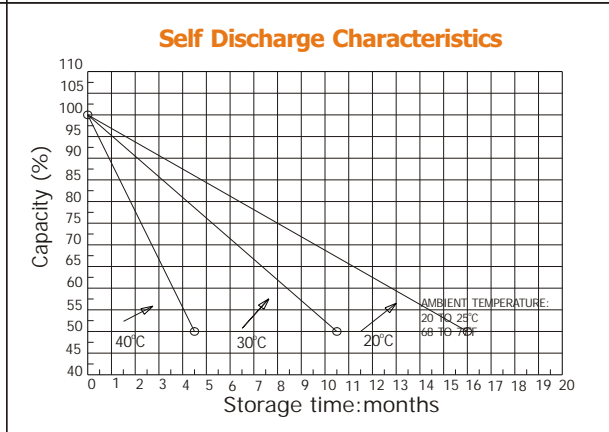
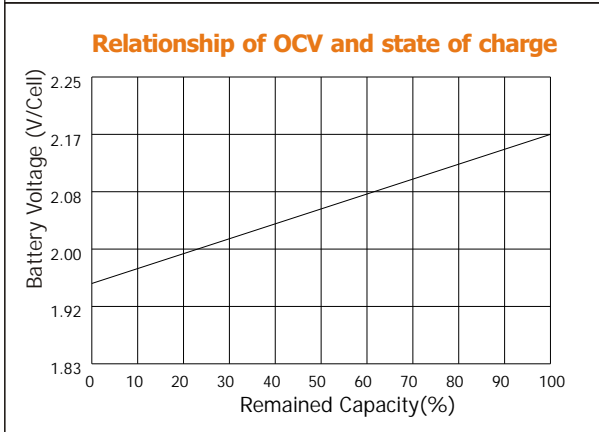
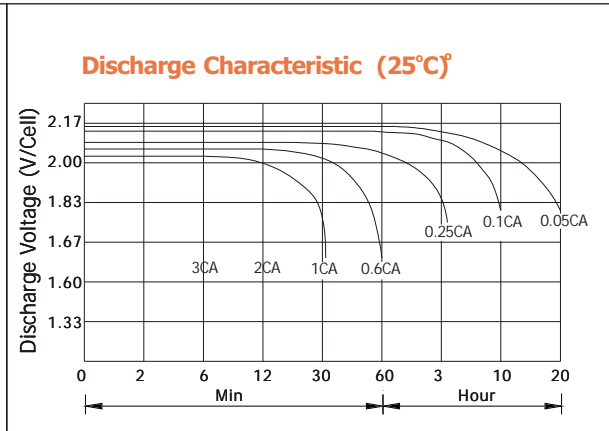
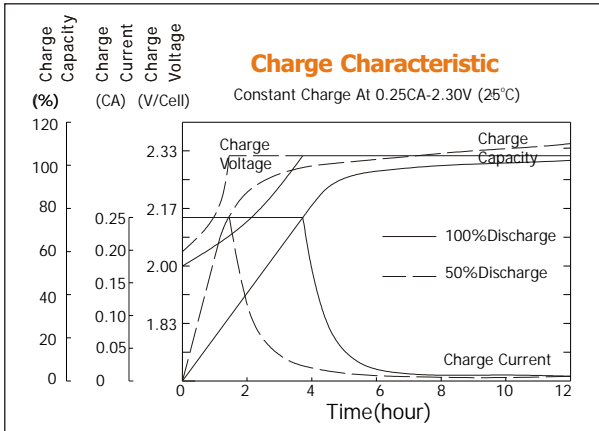
- Component .....Raw material
- Positive .....Lead dioxide
- Negative .....Lead
- Container .....ABS
- Cover .....ABS
- Sealant .....Epoxy Resin
- Safety valve .....EPDR
- Terminal .....Copper
- Separator .....Fiber glass
- Electrolyte .....Sulfuric acid



**Terminal Dimensions**



Battery Model	SL 2-400			
Designed Floating Life	15 Years			
Capacity(25°C)	20HR(21A,1.75V)	10HR(40A,1.75V)	5HR(72A,1.75V)	1HR(255A,1.75V)
	420AH	400AH	360AH	255AH
Dimensions	Length	Width	Height	Total Height
	211mm(8.31inch)	175mm(6.89inch)	330mm(13.0inch)	365mm(14.37inch)
Approx. Weight	27.5Kg (60.61 lbs)			
Internal Resistance	Full charged at 25°C: 0.0007 Ohm			
Self Discharge	3% of capacity declined per month at (25°C)			
Capacity Affected by Temp.(20HR)	40°C	25°C	0°C	-15°C
	102%	100%	85%	65%
Charge Voltage(25°C)	Cycle use		Float use	
	2.3V-2.35V(-5mV/ °C), max. Current: 100A		2.25-2.27V(-3.3mV/ °C)	



#### Constant current discharge ratings-amperes at 25°C

F. V/Time	5MIN	10MIN	15MIN	30MIN	1HR	3HR	5HR	10HR	20HR
1.60V	1080	840	680	436	276	126.0	82.0	42.4	21.6
1.67V	960	776	639	424	272	122.0	78.0	42.4	21.6
1.70V	880	719	599	404	260	116.0	74.0	42.0	21.6
1.75V	800	660	560	388	252	110.0	73.1	42.0	21.6
1.80V	700	600	512	336	220	108.0	72.0	40.0	21.5
1.85V	528	471	426	308	198	99.8	65.4	37.6	21.3

#### Constant power discharge ratings-watts at 25°C

F. V/Time	5MIN	10MIN	15MIN	30MIN	1HR	3HR	5HR	10HR	20HR
1.60V	1700	1281	909	740.0	505.0	214.0	140.0	77.0	38.50
1.67V	1596	1206	860	703.0	484.0	209.0	138.0	75.9	38.00
1.70V	1502	1131	810	665.0	462.0	203.0	135.0	74.3	37.20
1.75V	1409	1057	760	626.0	439.0	197.0	133.0	73.2	36.60
1.80V	1303	983	710	587.0	415.0	185.0	125.0	68.8	34.40
1.85V	1197	909	660	548.0	386.0	173.0	117.0	64.4	32.20



**BOSFA INDUSTRIAL BATTERY CO., Ltd.**

5/F, Nanyou Building, No.16, Tianhe Road, Yuexiu District, Guangzhou, the PRC 510075

Tel: (+86-20)38320842 Fax: (+86-20)38320841

Website: www.bosfabattery.com E-mail: sales@bosfabattery.com

Copyright BOSFA INDUSTRIAL BATTERY CO., Ltd.