

**Gel Series SLA Battery**

**Gel Series**

Gel series batteries are designed to meet the requirements of frequent cyclic and high temperature applications such as broadband, PVs etc through up-to-date gel technologies. BOSFA Gel batteries uses German origin high purity fumed silica to form sulfuric acid thixotropic Gel and fills to the batteries with vacuum to ensure the fully penetration of electrolyte through separators and plates pastes.

**Application**

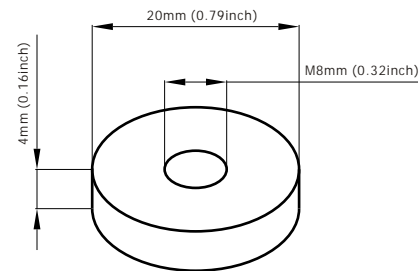
- Alarm System
- Cable Television
- Communication Equipment
- Control Equipment
- Security System
- Medical Equipment
- UPS
- Power tools
- Emergency Power System
- Toys

**General Features**

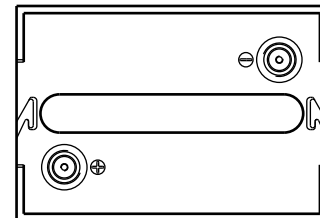

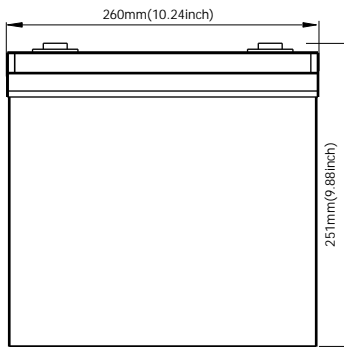
- Sealed and maintenance free operation.
- Non-Spillable construction design.
- ABS containers and covers(UL94HB, UL94V-0) optional.
- Safety valve installation for explosion proof.
- High quality and high reliability.
- Exceptional deep discharge recovery performance.
- Low self discharge characteristic.
- Flexibility design for multiple install positions.

**Construction**

- |           |                   |              |                                    |
|-----------|-------------------|--------------|------------------------------------|
| Component | .....Raw material | Sealant      | .....Epoxy Resin                   |
| Positive  | .....Lead dioxide | Safety valve | .....EPDR                          |
| Negative  | .....Lead         | Terminal     | .....Copper                        |
| Container | .....ABS          | Separator    | .....Macromolecule polymer         |
| Cover     | .....ABS          | Electrolyte  | .....sulfuric acid thixotropic Gel |

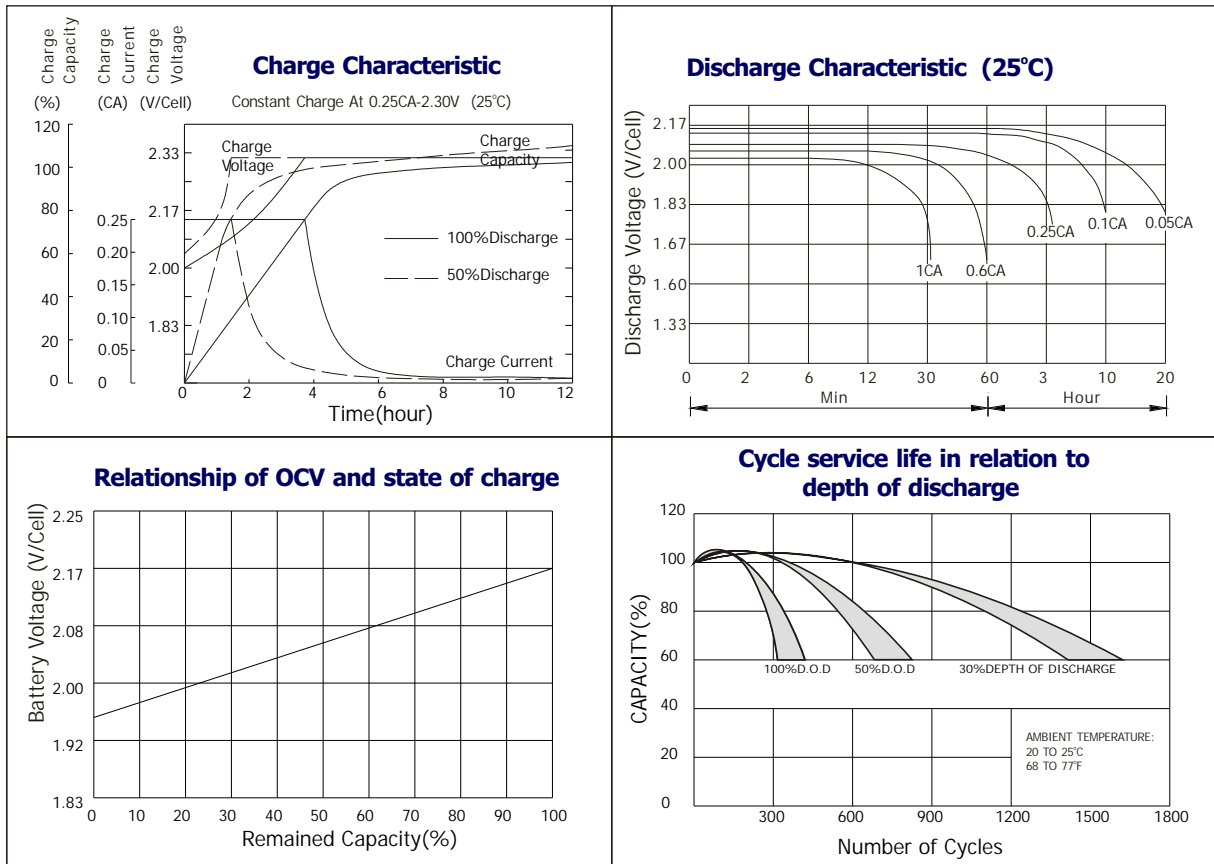


**Terminal Dimensions**



Battery Model	GEL6-160			
Designed Life	>300 Cycles @ 100% D.O.D or >3000 Cycles @ 10% D.O.D			
Capacity(25°C)	20HR(8.25A,1.75V)	10HR(16A,1.75V)	5HR(26.4A,1.75V)	1HR(100A,1.75V)
	165AH	160AH	132AH	100AH
Dimensions	Length	Width	Height	Total Height
	260mm(10.24inch)	180mm(7.09inch)	247mm(9.72inch)	251mm(9.88inch)
Approx. Weight	24Kg (52.92 lbs)			
Internal Resistance	Full charged at 25°C: 0.0033 Ohm			
Self Discharge	3% of capacity declined per month at (25°C)			
Capacity Affected by Temp.(20HR)	40°C	25°C	0°C	-15°C
	102%	100%	85%	65%
Charge Voltage(25°C)	Cycle use		Float use	
	7.2-7.5V(-15mV/ °C), max. Current: 40A		6.8-6.9V(-10mV/ °C)	

**Gel Series SLA Battery**



**Constant current discharge ratings-amperes at 25°C**

F. V/Time	5MIN	10MIN	15MIN	30MIN	1HR	3HR	5HR	10HR	20HR
1.60V	560	384	280	168	106	43.7	30.5	17.0	8.4
1.67V	504	350	272	163	105	43.5	30.3	16.7	8.4
1.70V	478	338	262	160	105	43.5	30.3	16.6	8.4
1.75V	426	312	248	157	104	43.2	30.0	16.3	8.4
1.80V	384	290	237	152	103	43.0	29.8	16.0	8.1
1.85V	291	238	205	140	102	42.9	29.5	15.7	7.6

**Constant power discharge ratings-watts at 25°C**

F. V/Time	5MIN	10MIN	15MIN	30MIN	1HR	3HR	5HR	10HR	20HR
1.60V	923	637	496	317	208	83.8	58.4	33.9	16.9
1.67V	875	629	491	310	201	83.8	58.4	33.4	16.8
1.70V	818	613	483	302	196	83.8	58.4	33.2	16.8
1.75V	762	573	454	294	194	82.6	57.8	32.6	16.7
1.80V	683	533	427	286	191	81.4	56.8	32.0	16.1
1.85V	547	442	373	262	189	81.1	56.0	31.5	15.2

