

OPzV Series SLA Battery

Opzv Series

Bosfa Opzv Series Valve Regulated Lead Acid batteries are designed with a proven combination of GEL and Tubular technologies to offer a very high lever of reliability. Opzv batteries benefit from an optimized plate design which gives capacities in excess of the DIN standard values. In addition, this series offers both a longest float life and a high cycle life in widely industrial field.

Application

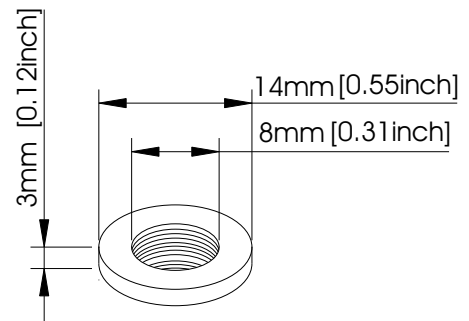
- | | |
|--------------------|---------------------------|
| Telecommunications | Medical Equipment |
| Cable Television | UPS |
| Electric Utility | Railroad Utility |
| Control Equipment | Photovoltaic System |
| Security System | Alternative Energy System |

General Features

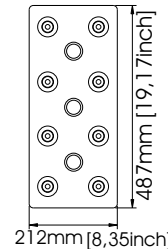
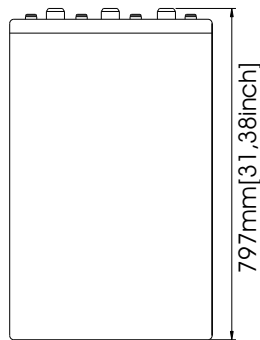
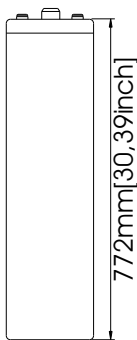
- Sealed and maintenance free operation.
- Non-Spillable construction design.
- ABS containers and covers(UL94HB, UL94V-0) optional.
- Safety valve installation for explosion proof.
- High quality and high reliability.
- Super long service life.
- Lowest self discharge characteristic.
- Super reliability.

Construction


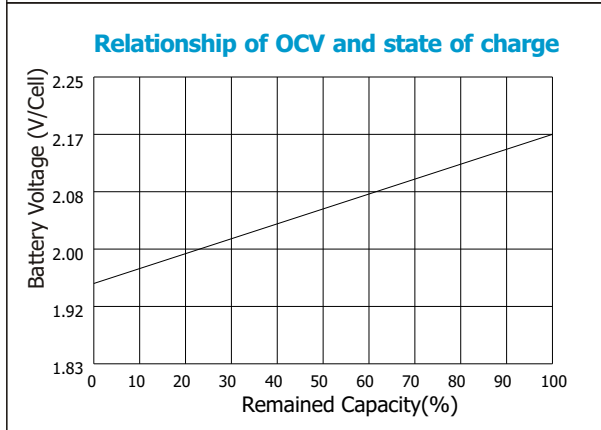
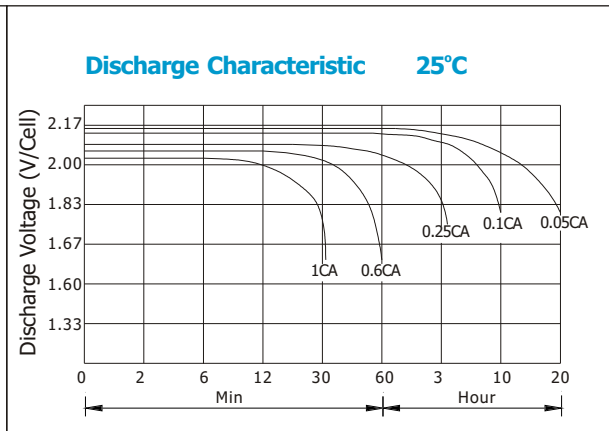
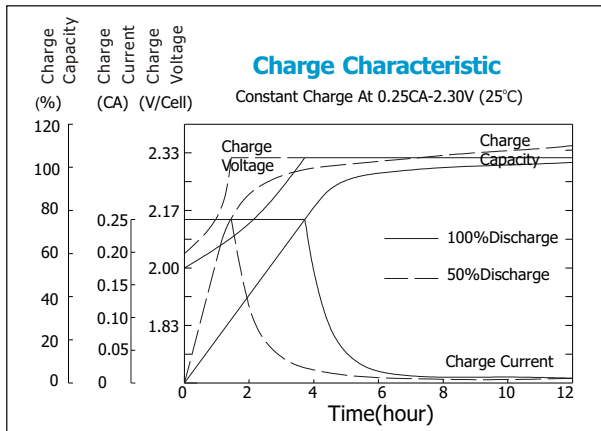
- | | | | |
|-----------------|--------------|--------------------|----------------------------------|
| Component | Raw material | Sealant | Epoxy Resin |
| Positive | Lead dioxide | Safety valve | EPDR |
| Negative | Lead | Terminal | Copper |
| Container | ABS | Separator | PVC-SiO ₂ |
| Cover | ABS | Electrolyte | Sulfuric acid
Thixotropic Gel |



Terminal Dimensions



Battery Model	OPzV 2-2500			
Designed Floating Life	15 Years			
Capacity(25°C)	20HR(128A,1.75V)	10HR(250A,1.75V)	5HR(425A,1.75V)	1HR(1625A,1.75V)
	2560AH	2500AH	2125AH	1625AH
Dimensions	Length	Width	Height	Total Height
	487mm(19.17inch)	212mm(8.53inch)	772mm(30.39inch)	797mm(31.38inch)
Approx. Weight	200Kg (441.00 lbs)			
Internal Resistance	Full charged at 25°C: 0.0005 Ohm			
Self Discharge	3% of capacity declined per month at (25°C)			
Capacity Affected by Temp.(20HR)	40°C	25°C	0°C	-15°C
	102%	100%	85%	65%
Charge Voltage(25°C)	Cycle use		Float use	
	2.3V-2.35V(-5mV/ °C), max. Current: 500A		2.25-2.27V(-3.3mV/ °C)	



Constant current discharge ratings-amperes at 25°C

F.V/Time	15MIN	30MIN	1HR	2HR	3HR	5HR	8HR	10HR	20HR
1.70V	2280	1940	1460	944	700	464	310	256	158
1.75V	2000	1760	1375	900	630	454	308	254	154
1.80V	1680	1540	1230	844	625	438	298	250	149
1.83V	1520	1400	1130	800	620	422	286	240	146
1.87V	1200	1200	990	720	566	388	272	226	132
1.90V	1000	1000	870	650	512	352	256	212	125

Constant power discharge ratings-watts at 25°C

F.V/Time	15MIN	30MIN	1HR	2HR	3HR	5HR	8HR	10HR	20HR
1.70V	3821	3155	2359	1692	1313	939	638	499	307
1.75V	3384	2766	2270	1745	1210	916	618	491	299
1.80V	2752	2637	2045	1641	1207	882	575	453	271
1.83V	2613	2252	2027	1559	1204	830	548	451	268
1.87V	2088	2050	1959	1380	1090	750	512	418	244
1.90V	2008	2013	1721	1257	984	646	478	402	236

