


Gel Series SLA Battery

GEL Plus Batteries

The GEL Plus range of gel technology batteries offers outstanding performance including a 15+ years design life. The GEL Plus batteries is designed based on the LSE series, using the polymer gel electrolyte. Built to the highest standards and compliant with the latest IEC60896- 21/ 22 standard. this range also offers 100% capacity out- of- the- box and is capable of handling deep discharges for complete peace of mind. The use of flexible connectors and the ability to be installed both horizontally and vertically allows for multiple installation possibilities.



Application

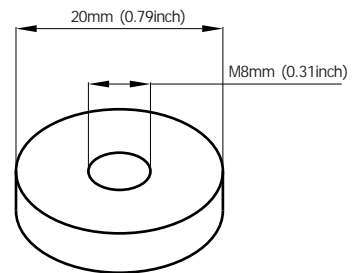
- Correspondence exchange and transmission system
- Mobile communication system
- Power plant and power transformer system
- Radio and broadcasting station
- Navigation and signaling system
- Emergency power system
- UPS
- Other spare, circulatory system

General Features

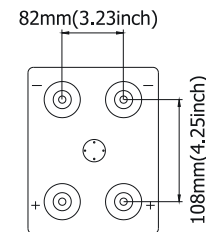

- Sealed and maintenance free operation.
- Non-Spillable construction design.
- ABS containers and covers(UL94HB, UL94V-0) optional.
- Safety valve installation for explosion proof.
- High quality and high reliability.
- Exceptional deep discharge recovery performance.
- Low self discharge characteristic.
- Flexibility design for multiple install positions.

Construction

- | | | | |
|-----------|-------------------|--------------|------------------------------------|
| Component |Raw material | Sealant |Epoxy Resin |
| Positive |Lead dioxide | Safety valve |EPDR |
| Negative |Lead | Terminal |Copper |
| Container |ABS | Separator |Macromolecule polymer |
| Cover |ABS | Electrolyte |sulfuric acid thixotropic Gel |

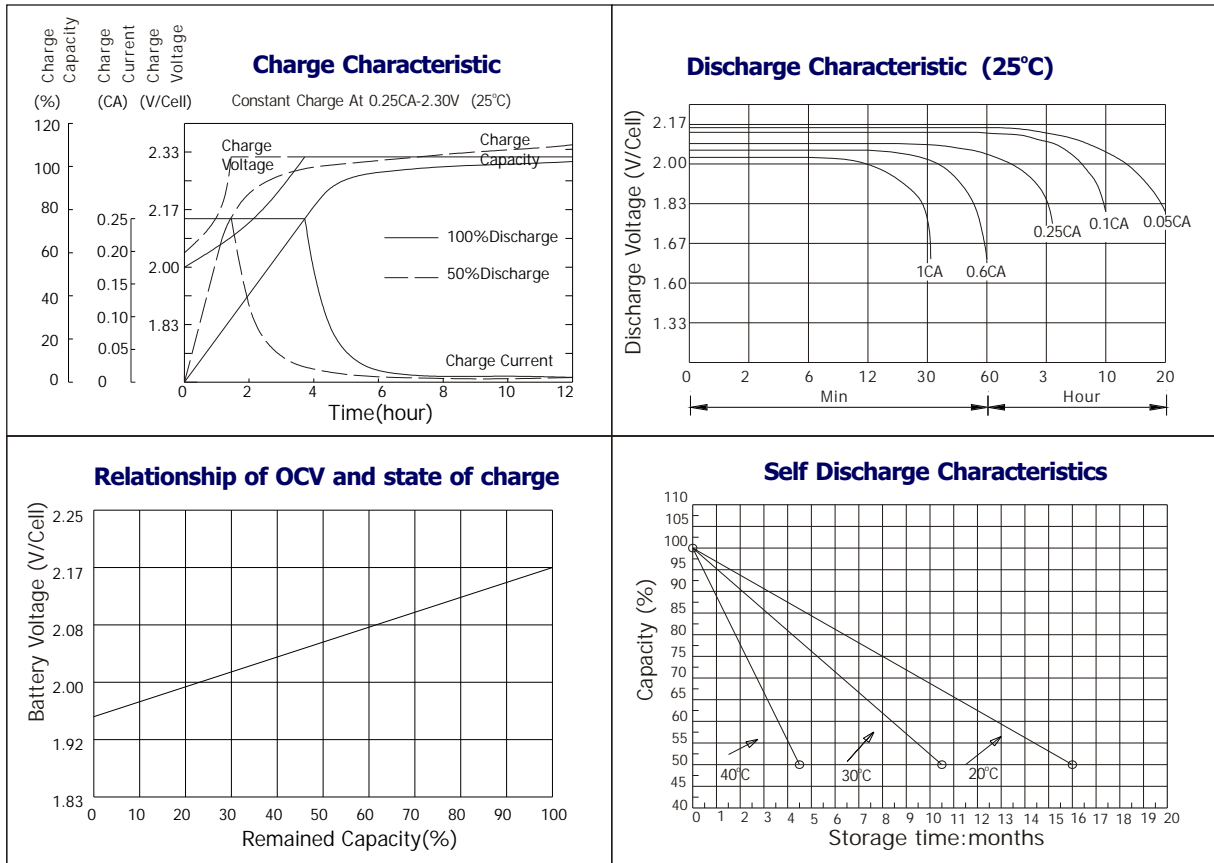


Terminal Dimensions



Battery Model	GELPlus2-1000			
Designed Floating Life	15 Years			
Capacity(25°C)	20HR(51.65A,1.75V)	10HR(100A,1.75V)	5HR(180A,1.75V)	1HR(647A,1.75V)
	1033AH	1000AH	900AH	647AH
Dimensions	Length	Width	Height	Total Height
	186mm(7.32inch)	229mm(9.02inch)	555mm(21.85inch)	566mm(22.28inch)
Approx. Weight	62.8Kg (138.47 lbs)			
Internal Resistance	Full charged at 25°C: 0.00018 Ohm			
Self Discharge	3% of capacity declined per month at (25°C)			
Capacity Affected by Temp.(20HR)	40°C	25°C	0°C	-15°C
	102%	100%	85%	65%
Charge Voltage(25°C)	Cycle use		Float use	
	2.3V-2.35V(-5mV/ °C), max. Current: 250A		2.25-2.27V(-3.3mV/ °C)	

Gel Series SLA Battery



Constant current discharge ratings - amperes at 25 °C

End Voltage \ Time	5min	15min	30min	60min	2hour	3hour	5hour	6hour	8hour	10hour	24hour
1.60V	1448	1218	990	652	401	294	193	166	130	108	49.8
1.65V	1358	1147	903	616	390	286	190	164	129	107	49.1
1.70V	1276	1085	826	585	376	274	185	160	127	105	48.9
1.75V	1204	1021	761	552	362	267	182	158	125	104	48.5
1.80V	1137	953	713	525	352	261	178	154	123	103	47.4
1.83V	1053	877	665	495	337	253	175	153	122	103	47.4
1.85V	976	810	627	463	317	240	167	146	118	98.8	46.1
1.88V	896	733	580	421	295	226	159	139	114	95.0	44.7
1.90V	800	640	521	383	265	214	151	133	107	90.0	43.0
1.94V	720	519	478	345	236	184	133	117	95.8	81.7	38.3

Constant power discharge ratings - watts at 25 °C

End Voltage \ Time	5min	15min	30min	60min	2hour	3hour	5hour	6hour	8hour	10hour	24hour
1.60V	2833	2373	1889	1346	869	644	425	363	284	232	104
1.65V	2695	2277	1787	1244	797	604	410	352	273	226	103
1.70V	2591	2196	1742	1185	774	583	401	345	267	220	101
1.75V	2510	2114	1683	1139	747	561	391	337	257	216	99.5
1.80V	2440	2015	1624	1112	733	541	380	327	251	213	98.0
1.83V	2307	1922	1531	1073	703	528	372	317	246	209	96.5
1.85V	2219	1835	1444	1012	673	513	362	309	243	205	94.1
1.88V	2096	1700	1342	950	626	495	351	298	236	200	91.6
1.90V	1959	1592	1218	871	584	475	339	289	227	190	88.1
1.94V	1771	1426	1091	772	540	442	321	277	218	182	87.1

