

**Front Access SLA Battery**

**FA Series**

FA (Front access)Series batteries are designed to be used in the area of communication, which features on new technology in design, reasonable in structure and occupying the leading position in the same industry of the world. The estimated life of FA Series batteries under float service is up to 15 years. It can be employed in numerous application in the fields of telecommunications.

**Application**

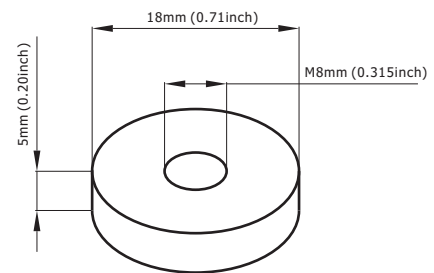
- Telecom
- Control Equipment
- UPS
- Communication Equipment
- Medical Equipment
- Emergency Power System

**General Features**

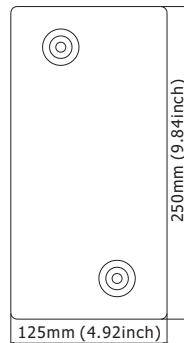
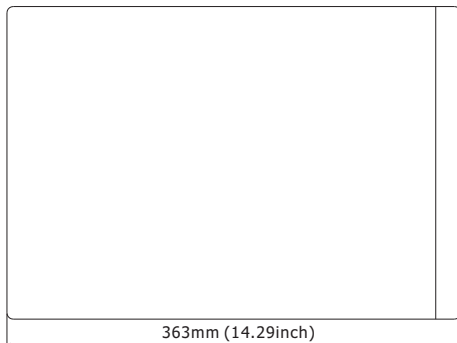
- Easy maintenance and installation
- No need for extra (wrench space) above battery
- Sealed and maintenance free operation
- Non-Spillable construction design
- ABS containers and covers(UL94HB, UL94V-0) optional
- Safety valve installation for explosion proof
- Maximized energy density for installation in relay rack trays
- High quality and high reliability
- Exceptional deep discharge recovery performance
- Flexibility design for multiple install positions

**Construction**

- Component .....Raw material
- Positive .....Lead dioxide
- Negative .....Lead
- Container .....ABS
- Cover .....ABS
- Sealant .....Epoxy Resin
- Safety valve .....EPDR
- Terminal .....Copper
- Separator .....Fiber glass
- Electrolyte .....Sulfuric acid


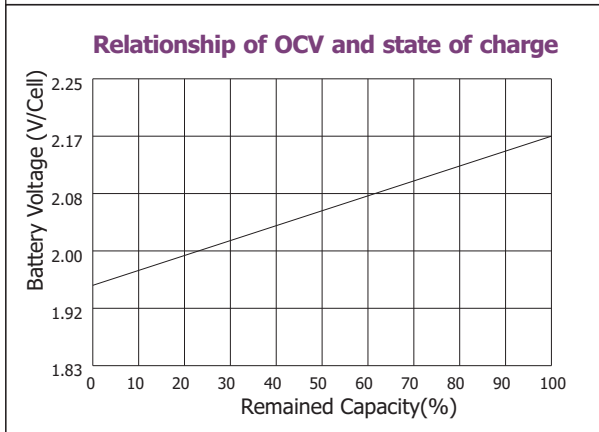
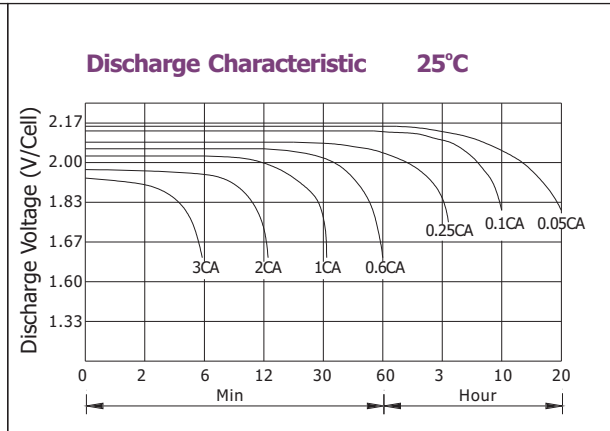
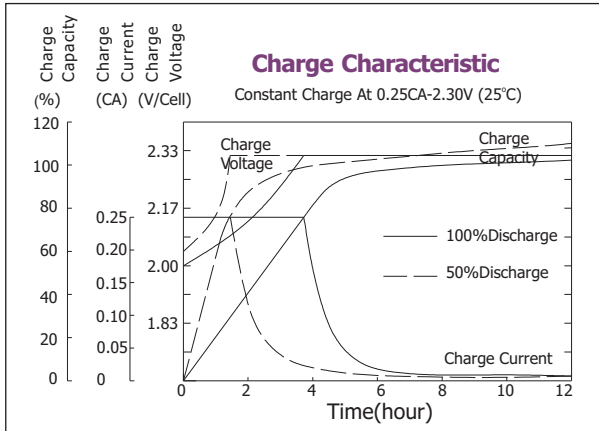


**Terminal Dimensions**



Battery Model	FA 6-200			
Designed Floating Life	15 Years			
Capacity(25°C)	20HR(10.5A,1.80V)	10HR(20A,1.80V)	5HR(36A,1.80V)	1HR(135A,1.80V)
	210AH	200AH	180AH	124AH
Dimensions	Length	Width	Height	Total Height
	363mm(14.29inch)	125mm(4.92inch)	250mm(9.84inch)	250mm(9.84inch)
Approx. Weight	37Kg (81.6 lbs)			
Internal Resistance	Full charged at 25°C: 0.0017 Ohm			
Self Discharge	3% of capacity declined per month at (25°C)			
Capacity Affected by Temp.(20HR)	40°C	25°C	0°C	-15°C
	102%	100%	85%	65%
Charge Voltage(25°C)	Cycle use		Float use	
	7.2-7.5V(-15mV/ °C), max. Current: 50A		6.86-6.9V(-10mV/ °C)	

Front Access SLA Battery



**Constant current discharge ratings-amperes at 25°C**

F.V/Time	15MIN	30MIN	1HR	2HR	3HR	4HR	5HR	6HR	8HR	10HR	12HR	24HR
1.70V	406	253	141.2	78.8	56.4	44.2	36.8	31.6	25.0	20.8	18.0	10.2
1.75V	400	245	138.8	78.0	55.8	43.8	36.4	31.4	24.8	20.7	17.9	10.2
1.80V	390	235	135.4	76.7	55.0	43.4	36.2	31.2	24.6	20.5	17.7	10.0
1.85V	362.3	210.2	126.4	72.2	53.0	41.8	35.0	30.2	23.8	19.9	17.1	9.8
1.90V	323.3	181.4	111.4	64.8	47.7	37.8	31.8	27.3	21.8	18.1	15.7	9.0

**Constant power discharge ratings-watts at 25°C**

F.V/Time	15MIN	30MIN	1HR	2HR	3HR	4HR	5HR	6HR	8HR	10HR	12HR	24HR
1.70V	620	424	264	150	105	86.0	70.0	60.8	46.0	40.0	34.0	19.0
1.75V	608	410	260	148	104	85.0	69.0	60.2	45.5	39.6	33.8	18.8
1.80V	585	388	255	146	102	84.0	68.0	59.6	44.8	39.4	33.6	18.6
1.85V	545	368	239	138	100	81.2	66.4	57.6	44.0	38.4	33.2	18.3
1.90V	480	316	211	125	90.0	74.2	61.2	53.4	42.7	36.0	31.2	18.0

